

S = Standard Equipment A = Available -- (dashes) = Not Available D = ADI Available  
 ■ = Included in Equipment Group □ = Included in Equipment Group but upgradeable

\*Indicates availability of feature on multiple models. For example, it indicates feature availability on 2WD and 4WD Models or Rear wheel drive and All-wheel drive Models.

Codes listed in the shaded column titled Ref. Only RPO Code are for internal use only and should not be ordered.

| Free Flow RPO Code | Ref. Only RPO Code | Description<br>1 - Equipment Group 1SA available on all models.<br>2 - Equipment Group 3SA available on all models.<br>3 - Equipment group 4SA available on T*15*53, T*15543 and TK15743 Models.  | Regular, Double and Crew Cab | Regular, Double and Crew Cab | Double and Crew Cab  |
|--------------------|--------------------|---|------------------------------|------------------------------|----------------------|
|                    |                    |   | Sierra 1SA <sup>1</sup>      | SLE 3SA <sup>2</sup>         | SLT 4SA <sup>3</sup> |
|                    | AY0                | <b>Air bags</b> , dual-stage frontal and side-impact, driver and front passenger and head-curtain and seat-mounted side-impact, front and rear outboard seating positions with Passenger Sensing System<br>1 - Always use safety belts and child restraints. Children are safer when properly secured in a rear seat in the appropriate child restraint. See the Owner's Manual for more information. | S <sup>1</sup>               | S <sup>1</sup>               | S <sup>1</sup>       |
|                    |                    | <b>Assist handle</b> , front passenger on A-pillar  | S                            | S                            | S                    |
|                    | IOB                | <b>Audio system</b> , 7" diagonal Color Touch Screen with GMC Infotainment System, AM/FM with USB ports, auxiliary jack, Bluetooth streaming audio for music and most phones, Pandora Internet radio and voice-activated technology for radio and phone   | S                            | --                           | --                   |
|                    | UQ3                | <b>6-speaker audio system</b>   | S                            | S                            | S                    |
|                    |                    | <b>Bluetooth for phone</b> , personal cell phone connectivity to vehicle audio system   | S                            | S                            | S                    |
|                    | K34                | <b>Cruise control</b> , steering wheel-mounted  | S                            | S                            | S                    |
|                    |                    | <b>Instrumentation</b> , 6-gauge cluster featuring speedometer, fuel level, engine temperature, tachometer, voltage and oil pressure  | S                            | S                            | S                    |
|                    | AU3                | <b>Door locks</b> , power   | S                            | S                            | S                    |
|                    | A60                | <b>Tailgate</b> , locking, utilizes same key as ignition and door   | S                            | --                           | --                   |
|                    | UVC                | <b>Rear Vision Camera</b><br>1 - Deleted with (ZW9) pickup box delete.  | S <sup>1</sup>               | S <sup>1</sup>               | S                    |
|                    | N33                | <b>Steering column</b> , manual Tilt-Wheel  | S                            | S                            | --                   |
|                    | TDM                | <b>Teen Driver</b> mode, a configurable feature that lets you activate customizable vehicle settings associated with a key fob, to encourage safe driving behavior. It can limit certain vehicle features, and it prevents certain safety systems from being turned off. An in-vehicle report gives you information on your teen's driving habits and helps you to continue to coach your new driver  | S                            | S                            | S                    |
|                    | UJM                | <b>Tire Pressure Monitoring System</b> with Tire Fill Alert (does not apply to spare tire)  | S                            | S                            | S                    |
|                    |                    | <b>Active Aero Shutters</b> , front   | S                            | S                            | S                    |
|                    | BWN                | <b>CornerStep</b> , rear bumper   | S                            | S                            | S                    |
|                    | V46                | <b>Bumper</b> , front chrome lower  | S                            | S                            | S                    |
|                    | VJH                | <b>Bumper</b> , rear chrome with rear bumper corner steps   | S                            | S                            | S                    |

| Free Flow RPO Code | Ref. Only RPO Code | Description<br>1 - Equipment Group 1SA available on all models.<br>2 - Equipment Group 3SA available on all models.<br>3 - Equipment group 4SA available on T*15*53, T*15543 and TK15743 Models.   | Regular, Double and Crew Cab | Regular, Double and Crew Cab | Double and Crew Cab  |
|--------------------|--------------------|--|------------------------------|------------------------------|----------------------|
|                    |                    |  | Sierra 1SA <sup>1</sup>      | SLE 3SA <sup>2</sup>         | SLT 4SA <sup>3</sup> |
|                    |                    | <b>Capless Fuel Fill</b>   | S                            | S                            | S                    |
|                    |                    | <b>Daytime Running Lamps</b> , with automatic exterior lamp control  | S                            | S                            | S                    |
|                    |                    | <b>Door handles</b> , Black  | S                            | --                           | --                   |
|                    | CTD                | <b>Cargo tie downs (4)</b> , movable upper   | S                            | S                            | S                    |
|                    | V22                | <b>Grille surround</b> , chrome<br>1 - Not included when (SXL) Elevation Edition is ordered.   | S <sup>1</sup>               | S                            | S                    |
|                    | T4F                | <b>Headlamps</b> , high intensity discharge (HID) projector-beam with LED signature  | S                            | S                            | S                    |
|                    |                    | <b>Lamps</b> , cargo area, cab mounted with switch on center switch bank   | S                            | S                            | S                    |
|                    | E63                | <b>Pickup box</b><br>1 - Deleted when (ZW9) pickup box delete is ordered on Regular Cab.   | S <sup>1</sup>               | S <sup>1</sup>               | S                    |
|                    |                    | <b>Tailgate and bed rail protection cap</b> , top  | S                            | S                            | S                    |
|                    | SAF                | <b>Tire carrier lock</b> , keyed cylinder lock that utilizes same key as ignition and door   | S                            | S                            | S                    |
|                    | RBZ                | <b>Tires</b> , P255/70R17 all-season, blackwall  | S                            | S                            | --                   |
|                    |                    | <b>Battery</b> , heavy-duty 730 cold-cranking amps/70 Amp-hr, maintenance-free with rundown protection and retained accessory power  | S                            | S                            | --                   |
|                    |                    | <b>Battery</b> , heavy-duty 720 cold-cranking amps/80 Amp-hr, maintenance-free with rundown protection and retained accessory power<br>1 - Included and only available with V8 engines.  | A <sup>1</sup>               | A <sup>1</sup>               | S                    |
|                    | JD9                | <b>Brakes</b> , 4-wheel disc with DURALIFE rotors, 4-wheel antilock  | S                            | S                            | S                    |
|                    | KC4                | <b>Cooling</b> , external engine oil cooler  | S                            | S                            | S                    |
|                    |                    | <b>Exhaust</b> , aluminized stainless-steel muffler and tailpipe   | S                            | S                            | S                    |
|                    |                    | <b>Frame</b> , fully-boxed, hydroformed front section  | S                            | S                            | S                    |
|                    |                    | <b>StabiliTrak</b> , stability control system with Proactive Roll Avoidance and traction control, includes electronic trailer sway control and hill start assist   | S                            | S                            | S                    |
|                    |                    | <b>Steering</b> , Electric Power Steering (EPS) assist, rack-and-pinion  | S                            | S                            | S                    |
|                    | MYC                | <b>Transmission</b> , 6-speed automatic, electronically controlled with overdrive and tow/haul mode. Includes Cruise Grade Braking and Powertrain Grade Braking<br>1 - Requires Double Cab model and (L83) 5.3L EcoTec3 V8 engine. Requires Crew cab model without (GAT) All Terrain Package, (PDT) SLT Crew Cab Premium Plus Package, (NHT) Max Trailering Package or (L86) 6.2L EcoTec3 V8 engine. | S                            | S                            | S <sup>1</sup>       |

S = Standard Equipment A = Available -- (dashes) = Not Available D = ADI Available  
 ■ = Included in Equipment Group □ = Included in Equipment Group but upgradeable

No deletions allowed to Equipment Groups. Additional options may be added; check ordering information section for compatibility.

\*Indicates availability of feature on multiple models. For example, it indicates feature availability on 2WD and 4WD Models or Rear wheel drive and All-wheel drive Models.

Codes listed in the shaded column titled Ref. Only RPO Code are for internal use only and should not be ordered.

| Free Flow RPO Code | Ref. Only RPO Code | Description<br>1 - Equipment Group 1SA available on all models.<br>2 - Equipment Group 3SA available on all models.<br>3 - Equipment group 4SA available on T*15*53, T*15543 and TK15743 Models.  | Regular, Double and Crew Cab | Regular, Double and Crew Cab | Double and Crew Cab  |
|--------------------|--------------------|---|------------------------------|------------------------------|----------------------|
|                    |                    |   | Sierra 1SA <sup>1</sup>      | SLE 3SA <sup>2</sup>         | SLT 4SA <sup>3</sup> |
|                    | C67                | <b>Air conditioning</b> , single-zone   | ■                            | ■                            | --                   |
|                    | CJ2                | <b>Air conditioning</b> , dual-zone automatic climate control<br>1 - Requires Crew Cab or Double Cab model. Included and only available with (PCY) SLE Fleet Preferred Package, (PDU) SLE Value Package or (PDA) Texas SLE Value Package.   | --                           | A <sup>1</sup>               | ■                    |
|                    | IO5                | <b>Audio system</b> , 8" diagonal Color Touch Screen with GMC Infotainment System, AM/FM/SiriusXM, HD Radio with USB ports, auxiliary jack, Bluetooth streaming audio for music and most phones, Pandora Internet radio and voice-activated technology for radio and phone<br>1 - Upgradeable to (IO6) 8" Diagonal Color Touch audio system with Navigation and GMC Infotainment System.  | --                           | □ <sup>1</sup>               | □ <sup>1</sup>       |
|                    | TG5                | <b>Single-slot CD/MP3 player</b><br>1 - On Crew Cab model replaced by (U42) rear seat DVD/Blu-Ray Entertainment Package when (U42) Entertainment Package is ordered.  | --                           | ■                            | ■ <sup>1</sup>       |
| U2K                |                    | <b>SiriusXM Satellite Radio</b> is standard on nearly all 2018 GM models. Enjoy a 3-month All Access trial subscription with over 150 channels including commercial-free music, plus sports, news and entertainment. Plus listening on the app and online is included, so you'll hear the best SiriusXM has to offer, anywhere life takes you. Welcome to the world of SiriusXM.<br>1 - Requires (UE1) OnStar. If you decide to continue service after your trial, the subscription plan you choose will automatically renew thereafter and you will be charged according to your chosen payment method at then-current rates. Fees and taxes apply. To cancel you must call us at 1-866-635-2349. See our Customer Agreement for complete terms at www.siriusxm.com. All fees and programming subject to change.<br>2 - If you decide to continue service after your trial, the subscription plan you choose will automatically renew thereafter and you will be charged according to your chosen payment method at then-current rates. Fees and taxes apply. To cancel you must call us at 1-866-635-2349. See our Customer Agreement for complete terms at www.siriusxm.com. All fees and programming subject to change. | A <sup>1</sup>               | ■ <sup>2</sup>               | ■ <sup>2</sup>       |
|                    | U2L                | <b>Radio</b> , HD   | --                           | ■                            | ■                    |
|                    | UDC                | <b>Driver Information Center</b> , 3.5-inch diagonal monochromatic display, provides warning messages and basic vehicle information   | ■                            | --                           | --                   |
|                    | UDD                | <b>Driver Information Center</b> , 4.2-inch diagonal color display, includes driver personalization, warning messages and vehicle information   | --                           | ■                            | ■                    |
| C49                |                    | <b>Defogger</b> , rear-window electric<br>1 - Included with (PCV) SLE Fleet Convenience Package, (PCY) SLE Fleet Preferred Package, (PDU) SLE Value Package or (PDA) Texas SLE Value Package.   | A                            | A <sup>1</sup>               | ■                    |

| Free Flow RPO Code | Ref. Only RPO Code | Description<br>1 - Equipment Group 1SA available on all models.<br>2 - Equipment Group 3SA available on all models.<br>3 - Equipment group 4SA available on T*15*53, T*15543 and TK15743 Models.   | Regular, Double and Crew Cab | Regular, Double and Crew Cab | Double and Crew Cab  |
|--------------------|--------------------|--|------------------------------|------------------------------|----------------------|
|                    |                    |  | Sierra 1SA <sup>1</sup>      | SLE 3SA <sup>2</sup>         | SLT 4SA <sup>3</sup> |
| BTV                |                    | <b>Remote vehicle starter system</b><br>1 - Included with (PDU) SLE Value Package or (PDA) Texas SLE Value Package.  | --                           | A <sup>1</sup>               | ■                    |
|                    | AQQ                | <b>Remote Keyless Entry</b><br>1 - Included and only available with (PCR) Sierra Fleet Convenience Package and (SXL) Elevation Edition. Includes (A91) remote locking tailgate.<br>2 - Includes (A91) remote locking tailgate.   | A <sup>1</sup>               | ■ <sup>2</sup>               | ■ <sup>2</sup>       |
| BG9                |                    | <b>Floor covering</b> , Graphite-colored rubberized-vinyl  | □                            | A                            | --                   |
| B30                |                    | <b>Floor covering</b> , color-keyed carpeting<br>1 - Included with (SXL) Elevation Edition.  | A <sup>1</sup>               | ■                            | ■                    |
|                    | B32                | <b>Floor mats</b> , rubberized-vinyl front<br>1 - Included and only available with (B30) color-keyed carpeting. Not available with (BG9) graphite-colored rubberized-vinyl floor covering.<br>2 - Not available with (BG9) graphite-colored rubberized-vinyl floor covering.   | A <sup>1</sup>               | ■ <sup>2</sup>               | --                   |
|                    | B33                | <b>Floor mats</b> , rubberized-vinyl rear for Crew Cab and Double Cab models only<br>1 - Included and only available with (B30) color-keyed carpeting. Not available with (BG9) graphite-colored rubberized-vinyl floor covering.<br>2 - Not available with (BG9) graphite-colored rubberized-vinyl floor covering.  | A <sup>1</sup>               | ■ <sup>2</sup>               | --                   |
|                    | B58                | <b>Floor mats</b> , color-keyed carpeted first and second row<br>1 - Not available with (GAT) All Terrain Package.   | --                           | --                           | ■ <sup>1</sup>       |
|                    | DD8                | <b>Mirror</b> , inside rearview auto-dimming<br>1 - Included and only available with (DPN) power camper mirror.  | A <sup>1</sup>               | A <sup>1</sup>               | ■                    |
|                    | UE1                | <b>OnStar</b> Guidance Plan for 6 months, including Automatic Crash Response, Stolen Vehicle Assistance, Roadside Assistance, Turn-by-Turn Navigation, Advanced Diagnostics and more (trial excludes Hands-Free Calling minutes)<br>1 - Retail orders receive limited service trial. Visit onstar.com for coverage map, details and system limitations. Services vary by model. OnStar acts as a link to existing emergency service providers. Not all vehicles may transmit all crash data.   | A <sup>1</sup>               | ■ <sup>1</sup>               | ■ <sup>1</sup>       |
|                    | VV4                | <b>OnStar 4G LTE</b> and available built-in Wi-Fi hotspot offers a fast and reliable Internet connection for up to 7 devices; includes data trial for 3 months or 3GB (whichever comes first)<br>1 - Included and only available with (UE1) OnStar. Available Wi-Fi requires compatible mobile device, active OnStar service and data plan. Data plans provided by AT&T. Visit onstar.com for details and system limitations.<br>2 - Available Wi-Fi requires compatible mobile device, active OnStar service and data plan. Data plans provided by AT&T. Visit onstar.com for details and system limitations. | A <sup>1</sup>               | ■ <sup>2</sup>               | ■ <sup>2</sup>       |
|                    | JF4                | <b>Pedals</b> , power-adjustable<br>1 - Requires Crew Cab or Double Cab. Included and only available with (PCV) SLE Fleet Convenience Package.   | --                           | A <sup>1</sup>               | ■                    |

| Free Flow RPO Code | Ref. Only RPO Code | Description<br>1 - Equipment Group 1SA available on all models.<br>2 - Equipment Group 3SA available on all models.<br>3 - Equipment group 4SA available on T*15*53, T*15543 and TK15743 Models.   | Regular, Double and Crew Cab | Regular, Double and Crew Cab | Double and Crew Cab  |
|--------------------|--------------------|--|------------------------------|------------------------------|----------------------|
|                    |                    |  | Sierra 1SA <sup>1</sup>      | SLE 3SA <sup>2</sup>         | SLT 4SA <sup>3</sup> |
| KI4                |                    | <b>Power outlet</b> , 110-volt AC<br>1 - Included with (SXL) Elevation Edition.<br>2 - Included with (PCY) SLE Fleet Preferred Package, (PDU) SLE Value Package or (PDA) Texas SLE Value Package.  | A <sup>1</sup>               | A <sup>2</sup>               | ■                    |
|                    | AE7                | <b>Seats</b> , front 40/20/40 split-bench, 3-passenger, driver and front passenger recline with outboard head restraints and center fold-down armrest with storage. Vinyl has fixed lumbar and cloth has manually adjustable driver lumbar.  | ■                            | --                           | --                   |
| AZ3                |                    | <b>Seats</b> , front 40/20/40 split-bench, 3-passenger. Includes driver and front passenger recline with outboard head restraints and center fold-down armrest with storage. Includes manually adjustable driver lumbar, lockable storage compartment in seat cushion, and storage pockets<br>1 - Requires (IOB) 7" diagonal color touch screen display radio with GMC Infotainment System. Includes (AG1) driver 10-way power seat-adjuster and requires (H2R) Dark Ash or (H0U) Jet Black interior trim. Not Available with (H0U) Jet Black interior trim on Double Cab. | A <sup>1</sup>               | □                            | --                   |
|                    | B3F                | <b>Seats</b> , front 40/20/40 leather-appointed split-bench, 3-passenger with (KA1) heated seat cushions and seat backs. Includes 10-way power driver and front passenger seat adjusters, including driver/front passenger power recline, driver/front passenger power lumbar, 2-position driver memory and adjustable outboard head restraints.   | --                           | --                           | □                    |
|                    | AM7                | <b>Seat</b> , rear full-width folding bench, 3-passenger (includes child seat top tether anchor)<br>1 - Requires Double Cab models.  | ■ <sup>1</sup>               | --                           | --                   |
|                    | A68                | <b>Seat</b> , rear 60/40 folding bench (folds up), 3-passenger, (includes child seat top tether anchor)<br>1 - Requires Crew Cab model.<br>2 - Requires Crew Cab or Double Cab model.  | ■ <sup>1</sup>               | ■ <sup>2</sup>               | ■                    |
| KA1                |                    | <b>Seating</b> , heated driver and front passenger, Only available on Crew Cab and Double Cab models.<br>1 - Requires Crew Cab or Double Cab model. Requires (AG1) driver 10-way power seat adjuster when ordering (AZ3) front 40/20/40 split-bench seat. Included with (A95) front bucket seats.  | --                           | A <sup>1</sup>               | ■                    |
|                    | NP5                | <b>Steering wheel</b> , leather-wrapped with audio and cruise controls   | --                           | ■                            | ■                    |
|                    | UK3                | <b>Steering wheel audio controls</b>   | --                           | ■                            | ■                    |
| N37                |                    | <b>Steering column</b> , manual Tilt-Wheel and telescoping<br>1 - Included with (PDU) All Star Edition or (PDA) Texas SLE Value Package. Not available with (LV3) 4.3L EcoTec3 V6 engine. Requires (KI4) 110 V power outlet and (A95) front bucket seats or (AG1) 10-way power adjuster with (AZ3) 40/20/40 split-bench seat.  | --                           | A <sup>1</sup>               | ■                    |
|                    | UTJ                | <b>Theft-deterrent system</b> , unauthorized entry<br>1 - Included and only available with (BTV) remote vehicle starter.   | --                           | A <sup>1</sup>               | ■                    |
|                    | UG1                | <b>Universal Home Remote</b><br>1 - Requires Crew Cab and Double Cab models. Included and only available with (PCV) SLE Fleet Convenience Package, (PDU) SLE Value Package or (PDA) Texas SLE Value Package.   | --                           | A <sup>1</sup>               | ■                    |
|                    | DH6                | <b>Visors</b> , driver and front passenger illuminated vanity mirrors  | --                           | ■                            | ■                    |

| Free Flow RPO Code | Ref. Only RPO Code | Description<br>1 - Equipment Group 1SA available on all models.<br>2 - Equipment Group 3SA available on all models.<br>3 - Equipment group 4SA available on T*15*53, T*15543 and TK15743 Models.  | Regular, Double and Crew Cab | Regular, Double and Crew Cab | Double and Crew Cab  |
|--------------------|--------------------|---|------------------------------|------------------------------|----------------------|
|                    |                    |   | Sierra 1SA <sup>1</sup>      | SLE 3SA <sup>2</sup>         | SLT 4SA <sup>3</sup> |
|                    | A31                | <b>Windows</b> , power with driver express up and down and express down on all other windows<br>1 - Standard on Crew Cab and Double Cab. On Regular Cab. Included and only available with (PCR) Sierra Fleet Convenience Package.                         | A <sup>1</sup>               | ■                            | ■                    |
|                    | D75                | <b>Door handles</b> , body-color<br>1 - Included and only available with (SXL) Elevation Edition.<br>2 - Included and only available with (GAT) All Terrain Package.  | A <sup>1</sup>               | ■                            | A <sup>2</sup>       |
|                    | E20                | <b>Door handles</b> , chrome  | --                           | --                           | ■                    |
| T3U                |                    | <b>Fog lamps</b> , thin profile LED<br>1 - Included and only available with (SXL) Elevation Edition.<br>2 - Included with (PCY) SLE Fleet Preferred Package, (PDA) Texas SLE Value Package or (PDU) SLE Value Package.                                    | A <sup>1</sup>               | A <sup>2</sup>               | ■                    |
|                    | AKP                | <b>Glass</b> , solar absorbing, tinted  | ■                            | --                           | --                   |
| AKO                |                    | <b>Glass</b> , deep-tinted<br>1 - Included with (PCX) Sierra Appearance Package or (SXL) Elevation Edition.   | A <sup>1</sup>               | ■                            | ■                    |
|                    |                    | <b>Taillamps</b> , LED with signature   | --                           | --                           | ■                    |
| UF2                |                    | <b>LED Lighting</b> , cargo box with switch on center switch bank   | A                            | ■                            | ■                    |
|                    | DE2                | <b>Mirrors</b> , outside manual, Black  | ■                            | --                           | --                   |
|                    | DL8                | <b>Mirrors</b> , outside heated power-adjustable, (includes driver's side spotter mirror)<br>1 - Black, Included and only available with (PCR) Sierra Fleet Convenience Package or (SXL) Elevation edition.<br>2 - Body Color.                            | A <sup>1</sup>               | □ <sup>2</sup>               | --                   |
|                    | DL3                | <b>Mirrors</b> , outside chrome cap, heated power-adjustable, power-folding and driver-side auto-dimming, with integrated turn signal indicators and puddle lamps (includes driver's side spotter mirror)   | --                           | --                           | ■                    |
|                    | DP9                | <b>Mirror caps</b> , chrome<br>1 - Not available with (GAT) All Terrain Package.  | --                           | --                           | ■ <sup>1</sup>       |
|                    | DP6                | <b>Mirror caps</b> , body-color<br>1 - Included and only available with (SXL) Elevation Edition.<br>2 - Deleted when (DPN) power camper mirrors are ordered.<br>3 - Included and only available with (GAT) All Terrain Package mirror caps will be Black. | A <sup>1</sup>               | ■ <sup>2</sup>               | A <sup>3</sup>       |
|                    | B86                | <b>Moldings</b> , bodyside, body color<br>1 - Included and only available with (SXL) Elevation Edition.<br>2 - Included and only available with (GAT) All Terrain Package.  | A <sup>1</sup>               | ■                            | A <sup>2</sup>       |
|                    | B85                | <b>Moldings</b> , bodyside, chrome  | --                           | --                           | ■                    |
|                    | PPA                | <b>Tailgate</b> , EZ-Lift and Lower   | --                           | ■                            | ■                    |
| RKX                |                    | <b>Tires</b> , P265/65R18 all-season, blackwall<br>1 - Requires (NHT) Max Trailering Package.   | --                           | A <sup>1</sup>               | □                    |

| Free Flow RPO Code | Ref. Only RPO Code | Description<br>1 - Equipment Group 1SA available on all models.<br>2 - Equipment Group 3SA available on all models.<br>3 - Equipment group 4SA available on T*15*53, T*15543 and TK15743 Models.  | Regular, Double and Crew Cab | Regular, Double and Crew Cab | Double and Crew Cab  |
|--------------------|--------------------|---|------------------------------|------------------------------|----------------------|
|                    |                    |   | Sierra 1SA <sup>1</sup>      | SLE 3SA <sup>2</sup>         | SLT 4SA <sup>3</sup> |
|                    | RC4                | <b>Tire</b> , spare P265/70R17 all-season, blackwall<br>1 - Included and only available with (RC3) P265/70R17 all-terrain, blackwall tires, (R18) 265/65R18SL MT blackwall tires or (SXL) Elevation Edition.<br>2 - Included and only available with (RC3), (RBX), (RKX), (RBW), (QSS), (QT0), (R18) or (RC7).  | A <sup>1</sup>               | A <sup>2</sup>               | ■                    |
|                    | RD6                | <b>Wheels</b> , 17" x 8" (43.2 cm x 20.3 cm) painted steel<br>1 - Requires (RC5) LT265/70R17C all-terrain, blackwall tires.   | □                            | A <sup>1</sup>               | --                   |
|                    | Q5W                | <b>Wheels</b> , 17" x 8" (43.2 cm x 20.3 cm) premium painted aluminum, bright machined<br>1 - Included and only available with (PCX) Sierra Appearance Package on Crew Cab models.  | A <sup>1</sup>               | □                            | --                   |
|                    | RCW                | <b>Wheels</b> , 18" x 8.5" (45.7 cm x 21.6 cm) polished aluminum  | --                           | --                           | □                    |
|                    | B1J                | <b>Wheelhouse liners</b> , rear<br>1 - Requires Crew Cab or Double Cab model.   | --                           | ■ <sup>1</sup>               | ■ <sup>1</sup>       |
|                    | KG4                | <b>Alternator</b> , 150 amps<br>1 - Not included with (PCQ) SLT eAssist Package.  | ■                            | ■                            | ■ <sup>1</sup>       |
|                    | KNP                | <b>Cooling</b> , auxiliary external transmission oil cooler<br>1 - Included and only available with (L83) 5.3L EcoTec3 V8 engine.   | A <sup>1</sup>               | A <sup>1</sup>               | ■                    |
|                    | G80                | <b>Differential</b> , heavy-duty locking rear<br>1 - Standard on 4WD models. Included on (PDU) SLE Value Package, (PDA) Texas SLE Value Package or (NHT) Max Trailering Package.  | A                            | ■ <sup>1</sup>               | ■                    |
|                    | LV3                | <b>Engine</b> , 4.3L EcoTec3 V6 with Active Fuel Management, Direct Injection and Variable Valve Timing, includes aluminum block construction with FlexFuel capability, capable of running on unleaded or up to 85% ethanol (285 hp [212 kW] @ 5300 rpm, 305 lb-ft of torque [413 Nm] @ 3900 rpm)<br>1 - Includes (FHS) E85 FlexFuel capability. Not available on T*15743 models.   | □ <sup>1</sup>               | □ <sup>1</sup>               | --                   |
|                    | L83                | <b>Engine</b> , 5.3L EcoTec3 V8, with Active Fuel Management, Direct Injection and Variable Valve Timing, includes aluminum block construction (355 hp [265 kW] @ 5600 rpm, 383 lb-ft of torque [518 Nm] @ 4100 rpm; more than 300 lb-ft of torque from 2000 to 5600 rpm)<br>1 - Standard on T*15743 models.  | A <sup>1</sup>               | A <sup>1</sup>               | □                    |
|                    | GU4                | <b>Rear axle</b> , 3.08 ratio<br>1 - Standard and only available on (L83) 5.3L EcoTec3 V8 engine. Not available with (RD3) 20" ultra bright machined aluminum wheels, (NZQ) 20" Black-painted aluminum or any LPO wheels. Not available with (SXL) Elevation Edition.<br>2 - Standard and only available on (L83) 5.3L EcoTec3 V8 engine. Not available with (RD3) 20" ultra bright machined aluminum wheels, (NZH) 20" ultra bright machined aluminum with painted accents or 22" LPO wheels.<br>3 - Standard and only available on (L83) 5.3L EcoTec3 V8 engine. Not available with (RD3) 20" ultra bright machined aluminum wheels, (NZP) 20" chrome clad aluminum, (RD5) 20" polished clad aluminum, (NZH) 20" ultra bright machined aluminum with painted accents or 22" LPO wheels. | A <sup>1</sup>               | A <sup>2</sup>               | □ <sup>3</sup>       |

| Free Flow RPO Code | Ref. Only RPO Code | Description<br>1 - Equipment Group 1SA available on all models.<br>2 - Equipment Group 3SA available on all models.<br>3 - Equipment group 4SA available on T*15*53, T*15543 and TK15743 Models.   | Regular, Double and Crew Cab | Regular, Double and Crew Cab | Double and Crew Cab  |
|--------------------|--------------------|--|------------------------------|------------------------------|----------------------|
|                    |                    |  | Sierra 1SA <sup>1</sup>      | SLE 3SA <sup>2</sup>         | SLT 4SA <sup>3</sup> |
| GU5                |                    | <b>Rear axle, 3.23 ratio</b><br>1 - Standard and only available on (LV3) 4.3L EcoTec3 V6 engine with 2WD models.<br>2 - Available with (L86) 6.2L EcoTec3 V8 engine.   | □ <sup>1</sup>               | □ <sup>1</sup>               | A <sup>2</sup>       |
| GU6                |                    | <b>Rear axle, 3.42 ratio</b><br>1 - Standard on 4WD V6 models. Available with (L83) 5.3L EcoTec3 V8 engine.<br>2 - Included with (PCQ) SLT eAssist Package on TC15543 Crew Cab model. Required with (L83) 5.3L EcoTec3 V8 engine or (L86) 6.2L EcoTec3 V8 engine. Included with (NHT) Max Trailering Package with (L86) 6.2L EcoTec3 V8 engine on Crew Cab models. | □ <sup>1</sup>               | □ <sup>1</sup>               | A <sup>2</sup>       |
| Z82                |                    | <b>Trailer equipment</b> , includes trailer hitch, 7-pin and 4-pin connectors<br>1 - Included with (GAT) All Terrain Package, (NHT) Max Trailering Package, (PDA) Texas SLE Value Package or (PDU) SLE Value Package.  | A                            | A <sup>1</sup>               | ■                    |
|                    | NQG                | <b>Transfer case</b> , with floor-mounted shifter<br>1 - Included with 4WD models only.  | ■ <sup>1</sup>               | --                           | --                   |
| NQH                |                    | <b>Transfer case</b> , active, 2-speed electronic Autotrac with rotary controls, includes neutral position for dinghy towing<br>1 - Requires 4WD models.<br>2 - Included with 4WD models only.   | A <sup>1</sup>               | ■ <sup>2</sup>               | ■ <sup>2</sup>       |



S = Standard Equipment A = Available -- (dashes) = Not Available D = ADI Available  
 ■ = Included in Equipment Group □ = Included in Equipment Group but upgradeable

No deletions allowed to Equipment Groups. Additional options may be added; check ordering information section for compatibility.

\*Indicates availability of feature on multiple models. For example, it indicates feature availability on 2WD and 4WD Models or Rear wheel drive and All-wheel drive Models.

Codes listed in the shaded column titled Ref. Only RPO Code are for internal use only and should not be ordered.

| Free Flow RPO Code | Ref. Only RPO Code | Description<br>1 - Equipment Group 1SA available on all models.<br>2 - Equipment Group 3SA available on all models.<br>3 - Equipment group 4SA available on T*15*53, T*15543 and TK15743 Models.  | Regular, Double and Crew Cab | Regular, Double and Crew Cab | Double and Crew Cab  |
|--------------------|--------------------|---|------------------------------|------------------------------|----------------------|
|                    |                    |   | Sierra 1SA <sup>1</sup>      | SLE 3SA <sup>2</sup>         | SLT 4SA <sup>3</sup> |
|                    | C67                | <b>Air conditioning</b> , single-zone   | ■                            | ■                            | --                   |
|                    | CJ2                | <b>Air conditioning</b> , dual-zone automatic climate control<br>1 - Requires Crew Cab or Double Cab model. Included and only available with (PCY) SLE Fleet Preferred Package, (PDU) SLE Value Package or (PDA) Texas SLE Value Package.   | --                           | A <sup>1</sup>               | ■                    |
|                    | IO5                | <b>Audio system</b> , 8" diagonal Color Touch Screen with GMC Infotainment System, AM/FM/SiriusXM, HD Radio with USB ports, auxiliary jack, Bluetooth streaming audio for music and most phones, Pandora Internet radio and voice-activated technology for radio and phone<br>1 - Upgradeable to (IO6) 8" Diagonal Color Touch audio system with Navigation and GMC Infotainment System.  | --                           | □ <sup>1</sup>               | □ <sup>1</sup>       |
|                    | TG5                | <b>Single-slot CD/MP3 player</b><br>1 - On Crew Cab model replaced by (U42) rear seat DVD/Blu-Ray Entertainment Package when (U42) Entertainment Package is ordered.  | --                           | ■                            | ■ <sup>1</sup>       |
| U2K                |                    | <b>SiriusXM Satellite Radio</b> is standard on nearly all 2018 GM models. Enjoy a 3-month All Access trial subscription with over 150 channels including commercial-free music, plus sports, news and entertainment. Plus listening on the app and online is included, so you'll hear the best SiriusXM has to offer, anywhere life takes you. Welcome to the world of SiriusXM.<br>1 - Requires (UE1) OnStar. If you decide to continue service after your trial, the subscription plan you choose will automatically renew thereafter and you will be charged according to your chosen payment method at then-current rates. Fees and taxes apply. To cancel you must call us at 1-866-635-2349. See our Customer Agreement for complete terms at www.siriusxm.com. All fees and programming subject to change.<br>2 - If you decide to continue service after your trial, the subscription plan you choose will automatically renew thereafter and you will be charged according to your chosen payment method at then-current rates. Fees and taxes apply. To cancel you must call us at 1-866-635-2349. See our Customer Agreement for complete terms at www.siriusxm.com. All fees and programming subject to change. | A <sup>1</sup>               | ■ <sup>2</sup>               | ■ <sup>2</sup>       |
|                    | U2L                | <b>Radio</b> , HD   | --                           | ■                            | ■                    |
|                    | UDC                | <b>Driver Information Center</b> , 3.5-inch diagonal monochromatic display, provides warning messages and basic vehicle information   | ■                            | --                           | --                   |
|                    | UDD                | <b>Driver Information Center</b> , 4.2-inch diagonal color display, includes driver personalization, warning messages and vehicle information   | --                           | ■                            | ■                    |
| C49                |                    | <b>Defogger</b> , rear-window electric<br>1 - Included with (PCV) SLE Fleet Convenience Package, (PCY) SLE Fleet Preferred Package, (PDU) SLE Value Package or (PDA) Texas SLE Value Package.   | A                            | A <sup>1</sup>               | ■                    |

| Free Flow RPO Code | Ref. Only RPO Code | Description<br>1 - Equipment Group 1SA available on all models.<br>2 - Equipment Group 3SA available on all models.<br>3 - Equipment group 4SA available on T*15*53, T*15543 and TK15743 Models.   | Regular, Double and Crew Cab | Regular, Double and Crew Cab | Double and Crew Cab  |
|--------------------|--------------------|--|------------------------------|------------------------------|----------------------|
|                    |                    |  | Sierra 1SA <sup>1</sup>      | SLE 3SA <sup>2</sup>         | SLT 4SA <sup>3</sup> |
| BTV                |                    | <b>Remote vehicle starter system</b><br>1 - Included with (PDU) SLE Value Package or (PDA) Texas SLE Value Package.  | --                           | A <sup>1</sup>               | ■                    |
|                    | AQQ                | <b>Remote Keyless Entry</b><br>1 - Included and only available with (PCR) Sierra Fleet Convenience Package and (SXL) Elevation Edition. Includes (A91) remote locking tailgate.<br>2 - Includes (A91) remote locking tailgate.   | A <sup>1</sup>               | ■ <sup>2</sup>               | ■ <sup>2</sup>       |
| BG9                |                    | <b>Floor covering</b> , Graphite-colored rubberized-vinyl  | □                            | A                            | --                   |
| B30                |                    | <b>Floor covering</b> , color-keyed carpeting<br>1 - Included with (SXL) Elevation Edition.  | A <sup>1</sup>               | ■                            | ■                    |
|                    | B32                | <b>Floor mats</b> , rubberized-vinyl front<br>1 - Included and only available with (B30) color-keyed carpeting. Not available with (BG9) graphite-colored rubberized-vinyl floor covering.<br>2 - Not available with (BG9) graphite-colored rubberized-vinyl floor covering.   | A <sup>1</sup>               | ■ <sup>2</sup>               | --                   |
|                    | B33                | <b>Floor mats</b> , rubberized-vinyl rear for Crew Cab and Double Cab models only<br>1 - Included and only available with (B30) color-keyed carpeting. Not available with (BG9) graphite-colored rubberized-vinyl floor covering.<br>2 - Not available with (BG9) graphite-colored rubberized-vinyl floor covering.  | A <sup>1</sup>               | ■ <sup>2</sup>               | --                   |
|                    | B58                | <b>Floor mats</b> , color-keyed carpeted first and second row<br>1 - Not available with (GAT) All Terrain Package.   | --                           | --                           | ■ <sup>1</sup>       |
|                    | DD8                | <b>Mirror</b> , inside rearview auto-dimming<br>1 - Included and only available with (DPN) power camper mirror.  | A <sup>1</sup>               | A <sup>1</sup>               | ■                    |
| UE1                |                    | <b>OnStar</b> Guidance Plan for 6 months, including Automatic Crash Response, Stolen Vehicle Assistance, Roadside Assistance, Turn-by-Turn Navigation, Advanced Diagnostics and more (trial excludes Hands-Free Calling minutes)<br>1 - Retail orders receive limited service trial. Visit onstar.com for coverage map, details and system limitations. Services vary by model. OnStar acts as a link to existing emergency service providers. Not all vehicles may transmit all crash data.   | A <sup>1</sup>               | ■ <sup>1</sup>               | ■ <sup>1</sup>       |
|                    | VV4                | <b>OnStar 4G LTE</b> and available built-in Wi-Fi hotspot offers a fast and reliable Internet connection for up to 7 devices; includes data trial for 3 months or 3GB (whichever comes first)<br>1 - Included and only available with (UE1) OnStar. Available Wi-Fi requires compatible mobile device, active OnStar service and data plan. Data plans provided by AT&T. Visit onstar.com for details and system limitations.<br>2 - Available Wi-Fi requires compatible mobile device, active OnStar service and data plan. Data plans provided by AT&T. Visit onstar.com for details and system limitations. | A <sup>1</sup>               | ■ <sup>2</sup>               | ■ <sup>2</sup>       |
|                    | JF4                | <b>Pedals</b> , power-adjustable<br>1 - Requires Crew Cab or Double Cab. Included and only available with (PCV) SLE Fleet Convenience Package.   | --                           | A <sup>1</sup>               | ■                    |

| Free Flow RPO Code | Ref. Only RPO Code | Description<br>1 - Equipment Group 1SA available on all models.<br>2 - Equipment Group 3SA available on all models.<br>3 - Equipment group 4SA available on T*15*53, T*15543 and TK15743 Models.   | Regular, Double and Crew Cab | Regular, Double and Crew Cab | Double and Crew Cab  |
|--------------------|--------------------|--|------------------------------|------------------------------|----------------------|
|                    |                    |  | Sierra 1SA <sup>1</sup>      | SLE 3SA <sup>2</sup>         | SLT 4SA <sup>3</sup> |
| KI4                |                    | <b>Power outlet</b> , 110-volt AC<br>1 - Included with (SXL) Elevation Edition.<br>2 - Included with (PCY) SLE Fleet Preferred Package, (PDU) SLE Value Package or (PDA) Texas SLE Value Package.  | A <sup>1</sup>               | A <sup>2</sup>               | ■                    |
|                    | AE7                | <b>Seats</b> , front 40/20/40 split-bench, 3-passenger, driver and front passenger recline with outboard head restraints and center fold-down armrest with storage. Vinyl has fixed lumbar and cloth has manually adjustable driver lumbar.  | ■                            | --                           | --                   |
| AZ3                |                    | <b>Seats</b> , front 40/20/40 split-bench, 3-passenger. Includes driver and front passenger recline with outboard head restraints and center fold-down armrest with storage. Includes manually adjustable driver lumbar, lockable storage compartment in seat cushion, and storage pockets<br>1 - Requires (IOB) 7" diagonal color touch screen display radio with GMC Infotainment System. Includes (AG1) driver 10-way power seat-adjuster and requires (H2R) Dark Ash or (H0U) Jet Black interior trim. Not Available with (H0U) Jet Black interior trim on Double Cab. | A <sup>1</sup>               | □                            | --                   |
|                    | B3F                | <b>Seats</b> , front 40/20/40 leather-appointed split-bench, 3-passenger with (KA1) heated seat cushions and seat backs. Includes 10-way power driver and front passenger seat adjusters, including driver/front passenger power recline, driver/front passenger power lumbar, 2-position driver memory and adjustable outboard head restraints.   | --                           | --                           | □                    |
|                    | AM7                | <b>Seat</b> , rear full-width folding bench, 3-passenger (includes child seat top tether anchor)<br>1 - Requires Double Cab models.  | ■ <sup>1</sup>               | --                           | --                   |
|                    | A68                | <b>Seat</b> , rear 60/40 folding bench (folds up), 3-passenger, (includes child seat top tether anchor)<br>1 - Requires Crew Cab model.<br>2 - Requires Crew Cab or Double Cab model.  | ■ <sup>1</sup>               | ■ <sup>2</sup>               | ■                    |
| KA1                |                    | <b>Seating</b> , heated driver and front passenger, Only available on Crew Cab and Double Cab models.<br>1 - Requires Crew Cab or Double Cab model. Requires (AG1) driver 10-way power seat adjuster when ordering (AZ3) front 40/20/40 split-bench seat. Included with (A95) front bucket seats.  | --                           | A <sup>1</sup>               | ■                    |
|                    | NP5                | <b>Steering wheel</b> , leather-wrapped with audio and cruise controls   | --                           | ■                            | ■                    |
|                    | UK3                | <b>Steering wheel audio controls</b>   | --                           | ■                            | ■                    |
| N37                |                    | <b>Steering column</b> , manual Tilt-Wheel and telescoping<br>1 - Included with (PDU) All Star Edition or (PDA) Texas SLE Value Package. Not available with (LV3) 4.3L EcoTec3 V6 engine. Requires (KI4) 110 V power outlet and (A95) front bucket seats or (AG1) 10-way power adjuster with (AZ3) 40/20/40 split-bench seat.  | --                           | A <sup>1</sup>               | ■                    |
|                    | UTJ                | <b>Theft-deterrent system</b> , unauthorized entry<br>1 - Included and only available with (BTV) remote vehicle starter.   | --                           | A <sup>1</sup>               | ■                    |
|                    | UG1                | <b>Universal Home Remote</b><br>1 - Requires Crew Cab and Double Cab models. Included and only available with (PCV) SLE Fleet Convenience Package, (PDU) SLE Value Package or (PDA) Texas SLE Value Package.   | --                           | A <sup>1</sup>               | ■                    |
|                    | DH6                | <b>Visors</b> , driver and front passenger illuminated vanity mirrors  | --                           | ■                            | ■                    |

| Free Flow RPO Code | Ref. Only RPO Code | Description<br>1 - Equipment Group 1SA available on all models.<br>2 - Equipment Group 3SA available on all models.<br>3 - Equipment group 4SA available on T*15*53, T*15543 and TK15743 Models.  | Regular, Double and Crew Cab | Regular, Double and Crew Cab | Double and Crew Cab  |
|--------------------|--------------------|---|------------------------------|------------------------------|----------------------|
|                    |                    |   | Sierra 1SA <sup>1</sup>      | SLE 3SA <sup>2</sup>         | SLT 4SA <sup>3</sup> |
|                    | A31                | <b>Windows</b> , power with driver express up and down and express down on all other windows<br>1 - Standard on Crew Cab and Double Cab. On Regular Cab. Included and only available with (PCR) Sierra Fleet Convenience Package.                         | A <sup>1</sup>               | ■                            | ■                    |
|                    | D75                | <b>Door handles</b> , body-color<br>1 - Included and only available with (SXL) Elevation Edition.<br>2 - Included and only available with (GAT) All Terrain Package.  | A <sup>1</sup>               | ■                            | A <sup>2</sup>       |
|                    | E20                | <b>Door handles</b> , chrome  | --                           | --                           | ■                    |
| T3U                |                    | <b>Fog lamps</b> , thin profile LED<br>1 - Included and only available with (SXL) Elevation Edition.<br>2 - Included with (PCY) SLE Fleet Preferred Package, (PDA) Texas SLE Value Package or (PDU) SLE Value Package.                                    | A <sup>1</sup>               | A <sup>2</sup>               | ■                    |
|                    | AKP                | <b>Glass</b> , solar absorbing, tinted  | ■                            | --                           | --                   |
| AKO                |                    | <b>Glass</b> , deep-tinted<br>1 - Included with (PCX) Sierra Appearance Package or (SXL) Elevation Edition.   | A <sup>1</sup>               | ■                            | ■                    |
|                    |                    | <b>Taillamps</b> , LED with signature   | --                           | --                           | ■                    |
| UF2                |                    | <b>LED Lighting</b> , cargo box with switch on center switch bank   | A                            | ■                            | ■                    |
|                    | DE2                | <b>Mirrors</b> , outside manual, Black  | ■                            | --                           | --                   |
|                    | DL8                | <b>Mirrors</b> , outside heated power-adjustable, (includes driver's side spotter mirror)<br>1 - Black, Included and only available with (PCR) Sierra Fleet Convenience Package or (SXL) Elevation edition.<br>2 - Body Color.                            | A <sup>1</sup>               | □ <sup>2</sup>               | --                   |
|                    | DL3                | <b>Mirrors</b> , outside chrome cap, heated power-adjustable, power-folding and driver-side auto-dimming, with integrated turn signal indicators and puddle lamps (includes driver's side spotter mirror)   | --                           | --                           | ■                    |
|                    | DP9                | <b>Mirror caps</b> , chrome<br>1 - Not available with (GAT) All Terrain Package.  | --                           | --                           | ■ <sup>1</sup>       |
|                    | DP6                | <b>Mirror caps</b> , body-color<br>1 - Included and only available with (SXL) Elevation Edition.<br>2 - Deleted when (DPN) power camper mirrors are ordered.<br>3 - Included and only available with (GAT) All Terrain Package mirror caps will be Black. | A <sup>1</sup>               | ■ <sup>2</sup>               | A <sup>3</sup>       |
|                    | B86                | <b>Moldings</b> , bodyside, body color<br>1 - Included and only available with (SXL) Elevation Edition.<br>2 - Included and only available with (GAT) All Terrain Package.  | A <sup>1</sup>               | ■                            | A <sup>2</sup>       |
|                    | B85                | <b>Moldings</b> , bodyside, chrome  | --                           | --                           | ■                    |
|                    | PPA                | <b>Tailgate</b> , EZ-Lift and Lower   | --                           | ■                            | ■                    |
| RKX                |                    | <b>Tires</b> , P265/65R18 all-season, blackwall<br>1 - Requires (NHT) Max Trailering Package.   | --                           | A <sup>1</sup>               | □                    |

| Free Flow RPO Code | Ref. Only RPO Code | Description<br>1 - Equipment Group 1SA available on all models.<br>2 - Equipment Group 3SA available on all models.<br>3 - Equipment group 4SA available on T*15*53, T*15543 and TK15743 Models.  | Regular, Double and Crew Cab | Regular, Double and Crew Cab | Double and Crew Cab  |
|--------------------|--------------------|---|------------------------------|------------------------------|----------------------|
|                    |                    |   | Sierra 1SA <sup>1</sup>      | SLE 3SA <sup>2</sup>         | SLT 4SA <sup>3</sup> |
|                    | RC4                | <b>Tire</b> , spare P265/70R17 all-season, blackwall<br>1 - Included and only available with (RC3) P265/70R17 all-terrain, blackwall tires, (R18) 265/65R18SL MT blackwall tires or (SXL) Elevation Edition.<br>2 - Included and only available with (RC3), (RBX), (RKX), (RBW), (QSS), (QT0), (R18) or (RC7).  | A <sup>1</sup>               | A <sup>2</sup>               | ■                    |
|                    | RD6                | <b>Wheels</b> , 17" x 8" (43.2 cm x 20.3 cm) painted steel<br>1 - Requires (RC5) LT265/70R17C all-terrain, blackwall tires.   | □                            | A <sup>1</sup>               | --                   |
|                    | Q5W                | <b>Wheels</b> , 17" x 8" (43.2 cm x 20.3 cm) premium painted aluminum, bright machined<br>1 - Included and only available with (PCX) Sierra Appearance Package on Crew Cab models.  | A <sup>1</sup>               | □                            | --                   |
|                    | RCW                | <b>Wheels</b> , 18" x 8.5" (45.7 cm x 21.6 cm) polished aluminum  | --                           | --                           | □                    |
|                    | B1J                | <b>Wheelhouse liners</b> , rear<br>1 - Requires Crew Cab or Double Cab model.   | --                           | ■ <sup>1</sup>               | ■ <sup>1</sup>       |
|                    | KG4                | <b>Alternator</b> , 150 amps<br>1 - Not included with (PCQ) SLT eAssist Package.  | ■                            | ■                            | ■ <sup>1</sup>       |
|                    | KNP                | <b>Cooling</b> , auxiliary external transmission oil cooler<br>1 - Included and only available with (L83) 5.3L EcoTec3 V8 engine.   | A <sup>1</sup>               | A <sup>1</sup>               | ■                    |
|                    | G80                | <b>Differential</b> , heavy-duty locking rear<br>1 - Standard on 4WD models. Included on (PDU) SLE Value Package, (PDA) Texas SLE Value Package or (NHT) Max Trailering Package.  | A                            | ■ <sup>1</sup>               | ■                    |
|                    | LV3                | <b>Engine</b> , 4.3L EcoTec3 V6 with Active Fuel Management, Direct Injection and Variable Valve Timing, includes aluminum block construction with FlexFuel capability, capable of running on unleaded or up to 85% ethanol (285 hp [212 kW] @ 5300 rpm, 305 lb-ft of torque [413 Nm] @ 3900 rpm)<br>1 - Includes (FHS) E85 FlexFuel capability. Not available on T*15743 models.   | □ <sup>1</sup>               | □ <sup>1</sup>               | --                   |
|                    | L83                | <b>Engine</b> , 5.3L EcoTec3 V8, with Active Fuel Management, Direct Injection and Variable Valve Timing, includes aluminum block construction (355 hp [265 kW] @ 5600 rpm, 383 lb-ft of torque [518 Nm] @ 4100 rpm; more than 300 lb-ft of torque from 2000 to 5600 rpm)<br>1 - Standard on T*15743 models.  | A <sup>1</sup>               | A <sup>1</sup>               | □                    |
|                    | GU4                | <b>Rear axle</b> , 3.08 ratio<br>1 - Standard and only available on (L83) 5.3L EcoTec3 V8 engine. Not available with (RD3) 20" ultra bright machined aluminum wheels, (NZQ) 20" Black-painted aluminum or any LPO wheels. Not available with (SXL) Elevation Edition.<br>2 - Standard and only available on (L83) 5.3L EcoTec3 V8 engine. Not available with (RD3) 20" ultra bright machined aluminum wheels, (NZH) 20" ultra bright machined aluminum with painted accents or 22" LPO wheels.<br>3 - Standard and only available on (L83) 5.3L EcoTec3 V8 engine. Not available with (RD3) 20" ultra bright machined aluminum wheels, (NZP) 20" chrome clad aluminum, (RD5) 20" polished clad aluminum, (NZH) 20" ultra bright machined aluminum with painted accents or 22" LPO wheels. | A <sup>1</sup>               | A <sup>2</sup>               | □ <sup>3</sup>       |

| Free Flow RPO Code        | Ref. Only RPO Code | Description<br>1 - Equipment Group 1SA available on all models.<br>2 - Equipment Group 3SA available on all models.<br>3 - Equipment group 4SA available on T*15*53, T*15543 and TK15743 Models.   | Regular, Double and Crew Cab | Regular, Double and Crew Cab | Double and Crew Cab  |
|---------------------------|--------------------|--|------------------------------|------------------------------|----------------------|
|                           |                    |  | Sierra 1SA <sup>1</sup>      | SLE 3SA <sup>2</sup>         | SLT 4SA <sup>3</sup> |
| GU5                       |                    | <b>Rear axle, 3.23 ratio</b><br>1 - Standard and only available on (LV3) 4.3L EcoTec3 V6 engine with 2WD models.<br>2 - Available with (L86) 6.2L EcoTec3 V8 engine.   | □ <sup>1</sup>               | □ <sup>1</sup>               | A <sup>2</sup>       |
| GU6                       |                    | <b>Rear axle, 3.42 ratio</b><br>1 - Standard on 4WD V6 models. Available with (L83) 5.3L EcoTec3 V8 engine.<br>2 - Included with (PCQ) SLT eAssist Package on TC15543 Crew Cab model. Required with (L83) 5.3L EcoTec3 V8 engine or (L86) 6.2L EcoTec3 V8 engine. Included with (NHT) Max Trailering Package with (L86) 6.2L EcoTec3 V8 engine on Crew Cab models.   | □ <sup>1</sup>               | □ <sup>1</sup>               | A <sup>2</sup>       |
| Z82                       |                    | <b>Trailering equipment</b> , includes trailer hitch, 7-pin and 4-pin connectors<br>1 - Included with (GAT) All Terrain Package, (NHT) Max Trailering Package, (PDA) Texas SLE Value Package or (PDU) SLE Value Package.   | A                            | A <sup>1</sup>               | ■                    |
|                           | NQG                | <b>Transfer case</b> , with floor-mounted shifter<br>1 - Included with 4WD models only.  | ■ <sup>1</sup>               | --                           | --                   |
| NQH                       |                    | <b>Transfer case</b> , active, 2-speed electronic Autotrac with rotary controls, includes neutral position for dinghy towing<br>1 - Requires 4WD models.<br>2 - Included with 4WD models only.   | A <sup>1</sup>               | ■ <sup>2</sup>               | ■ <sup>2</sup>       |
| <b>ADDITIONAL OPTIONS</b> |                    |  |                              |                              |                      |
| Free Flow RPO Code        | Ref. Only RPO Code | Description<br>1 - Equipment Group 1SA available on all models.<br>2 - Equipment Group 3SA available on all models.<br>3 - Equipment group 4SA available on T*15*53, T*15543 and TK15743 Models.   | Regular, Double and Crew Cab | Regular, Double and Crew Cab | Double and Crew Cab  |
|                           |                    |  | Sierra 1SA <sup>1</sup>      | SLE 3SA <sup>2</sup>         | SLT 4SA <sup>3</sup> |
| PCR                       |                    | <b>Sierra Fleet Convenience Package</b> , includes (DL8) outside heated power-adjustable mirrors, (A91) remote locking tailgate and (AQQ) Remote Keyless Entry. For Regular Cab also includes (A31) power windows.<br>1 - Not available with (SXL) Elevation Edition. (DL8) outside heated power-adjustable mirrors can be upgraded to (DPN) power camper mirrors. If (ZW9) pickup box delete is ordered (A91) remote locking tailgate will not be included.   | A <sup>1</sup>               | --                           | --                   |
| PCY                       |                    | <b>SLE Fleet Preferred Package</b> , includes (AG1) driver 10-way power seat adjuster with (AZ3) front 40/20/40 split-bench seat only, (T3U) LED front fog lamps, (C49) rear-window defogger, (K14) 110-volt power outlet. For Crew Cab and Double Cab also includes: (CJ2) dual zone climate control,<br>1 - (AG1) driver 6-way power seat adjuster only included with (AZ3) Cloth bench seat. Not available with (PDU) SLE Value Package, (PDA) Texas SLE Value Package (contents of PCY already included in PDU and PDA). | --                           | A <sup>1</sup>               | --                   |
| PCV                       |                    | <b>SLE Fleet Convenience Package</b> , For Crew Cab and Double Cab, includes (UG1) Universal Home Remote, (JF4) adjustable power pedals, (C49) rear-window defogger and (A48) sliding rear window  | --                           | A                            | --                   |

| ADDITIONAL OPTIONS |                    |   |                              |                              |                      |
|--------------------|--------------------|---|------------------------------|------------------------------|----------------------|
| Free Flow RPO Code | Ref. Only RPO Code | Description<br>1 - Equipment Group 1SA available on all models.<br>2 - Equipment Group 3SA available on all models.<br>3 - Equipment group 4SA available on T*15*53, T*15543 and TK15743 Models.  | Regular, Double and Crew Cab | Regular, Double and Crew Cab | Double and Crew Cab  |
|                    |                    |   | Sierra 1SA <sup>1</sup>      | SLE 3SA <sup>2</sup>         | SLT 4SA <sup>3</sup> |
| PCM                |                    | <b>SLT Preferred Package</b> , includes (UD5) Front and Rear Park Assist, (UVD) heated steering wheel and (A48) sliding rear window<br>1 - Not available with (PDG) All Terrain SLT Premium Package. (contents of PCM already included in PDG package)  | --                           | --                           | A <sup>1</sup>       |
| Y86                |                    | <b>Enhanced Driver Alert Package</b> , includes (UHX) Lane Keep Assist, (TQ5) IntelliBeam headlamps, (UHY) Low Speed Forward Automatic Braking, (UD5) Front and Rear Park Assist and (UEU) Forward Collision Alert, Safety Alert Seat<br>1 - Requires Regular Cab model. Requires (AG1) driver 10-way power seat-adjuster, (AZ3) seats 40/20/40 split-bench with (H0U) Jet Black cloth interior trim, (PCY) SLE Fleet Preferred Package, (L83) 5.3L EcoTec3 V8 engine and (N37) manual tilt and telescopic steering column.<br>2 - Included with (PDT) SLT Crew Cab Premium Plus Package. Requires Crew Cab or Double Cab model. Requires (PCM) SLT Preferred Package, (KQV) heated and ventilated driver and front passenger seating, (AN3) front bucket seats and (H3A), (H3B) or (H3C) interior trim. Not available with (GAT) All Terrain Package.  | --                           | A <sup>1</sup>               | A <sup>2</sup>       |
| IO6                |                    | <b>Audio system</b> , 8" diagonal Color Touch Screen Navigation with GMC Infotainment System, AM/FM/SiriusXM, HD Radio with USB ports, auxiliary jack, Bluetooth streaming audio for music and most phones, Pandora Internet radio and voice-activated technology for radio and phone<br>1 - Included with (PDT) SLT Crew Cab Premium Plus Package.   | --                           | A                            | A <sup>1</sup>       |
| U2K                |                    | <b>SiriusXM Satellite Radio</b> is standard on nearly all 2018 GM models. Enjoy a 3-month All Access trial subscription with over 150 channels including commercial-free music, plus sports, news and entertainment. Plus listening on the app and online is included, so you'll hear the best SiriusXM has to offer, anywhere life takes you. Welcome to the world of SiriusXM.<br>1 - Requires (UE1) OnStar. If you decide to continue service after your trial, the subscription plan you choose will automatically renew thereafter and you will be charged according to your chosen payment method at then-current rates. Fees and taxes apply. To cancel you must call us at 1-866-635-2349. See our Customer Agreement for complete terms at www.siriusxm.com. All fees and programming subject to change.<br>2 - If you decide to continue service after your trial, the subscription plan you choose will automatically renew thereafter and you will be charged according to your chosen payment method at then-current rates. Fees and taxes apply. To cancel you must call us at 1-866-635-2349. See our Customer Agreement for complete terms at www.siriusxm.com. All fees and programming subject to change. | A <sup>1</sup>               | ■ <sup>2</sup>               | ■ <sup>2</sup>       |
| UQA                |                    | <b>Bose Sound</b> with 6 speaker system, (7 speaker system including subwoofer when ordered with bucket seats)<br>1 - Requires Crew Cab or Double Cab model and (KI4) 110-volt power outlet.<br>2 - Included in (PDT) SLT Crew Cab Premium Plus Package, (GAT) All Terrain Package, (PDB) SLT Premium Package or (PDC) Texas SLT Premium Package. Required when (L86) 6.2L EcoTec3 V8 engine and (AN3) bucket seat are ordered and includes (NKC) noise control system.   | --                           | A <sup>1</sup>               | A <sup>2</sup>       |

| ADDITIONAL OPTIONS |                    |  |                              |                              |                      |
|--------------------|--------------------|--|------------------------------|------------------------------|----------------------|
| Free Flow RPO Code | Ref. Only RPO Code | Description<br>1 - Equipment Group 1SA available on all models.<br>2 - Equipment Group 3SA available on all models.<br>3 - Equipment group 4SA available on T*15*53, T*15543 and TK15743 Models.   | Regular, Double and Crew Cab | Regular, Double and Crew Cab | Double and Crew Cab  |
|                    |                    |  | Sierra 1SA <sup>1</sup>      | SLE 3SA <sup>2</sup>         | SLT 4SA <sup>3</sup> |
| C49                |                    | <b>Defogger</b> , rear-window electric<br>1 - Included with (PCV) SLE Fleet Convenience Package, (PCY) SLE Fleet Preferred Package, (PDU) SLE Value Package or (PDA) Texas SLE Value Package.  | A                            | A <sup>1</sup>               | ■                    |
| BTV                |                    | <b>Remote vehicle starter system</b><br>1 - Included with (PDU) SLE Value Package or (PDA) Texas SLE Value Package.  | --                           | A <sup>1</sup>               | ■                    |
| U42                |                    | <b>Entertainment Package</b> , rear seat DVD/Blu-Ray player with 9.2 inch LCD display, 2 sets of wireless headphones and A/V remote control<br>1 - Requires Crew Cab model, (AN3) front bucket seats and (UQA) Bose premium audio system. Replaces (TG5) single-slot CD/MP3 player.  | --                           | --                           | A <sup>1</sup>       |
| BG9                |                    | <b>Floor covering</b> , Graphite-colored rubberized-vinyl  | □                            | A                            | --                   |
| B30                |                    | <b>Floor covering</b> , color-keyed carpeting<br>1 - Included with (SXL) Elevation Edition.  | A <sup>1</sup>               | ■                            | ■                    |
| UE1                |                    | <b>OnStar</b> Guidance Plan for 6 months, including Automatic Crash Response, Stolen Vehicle Assistance, Roadside Assistance, Turn-by-Turn Navigation, Advanced Diagnostics and more (trial excludes Hands-Free Calling minutes)<br>1 - Retail orders receive limited service trial. Visit onstar.com for coverage map, details and system limitations. Services vary by model. OnStar acts as a link to existing emergency service providers. Not all vehicles may transmit all crash data.   | A <sup>1</sup>               | ■ <sup>1</sup>               | ■ <sup>1</sup>       |
| KI4                |                    | <b>Power outlet</b> , 110-volt AC<br>1 - Included with (SXL) Elevation Edition.<br>2 - Included with (PCY) SLE Fleet Preferred Package, (PDU) SLE Value Package or (PDA) Texas SLE Value Package.  | A <sup>1</sup>               | A <sup>2</sup>               | ■                    |
| T4Z                |                    | <b>Safety belt assurance system</b> , prevents vehicle from being shifted out of Park until driver and/or passenger seat belts are fastened<br>1 - Requires a fleet or government order type (FBC, FBN, FCN, FGO, FLS or FRN).   | A <sup>1</sup>               | A <sup>1</sup>               | A <sup>1</sup>       |
| AZ3                |                    | <b>Seats</b> , front 40/20/40 split-bench, 3-passenger. Includes driver and front passenger recline with outboard head restraints and center fold-down armrest with storage. Includes manually adjustable driver lumbar, lockable storage compartment in seat cushion, and storage pockets<br>1 - Requires (IOB) 7" diagonal color touch screen display radio with GMC Infotainment System. Includes (AG1) driver 10-way power seat-adjuster and requires (H2R) Dark Ash or (H0U) Jet Black interior trim. Not Available with (H0U) Jet Black interior trim on Double Cab. | A <sup>1</sup>               | □                            | --                   |
| A95                |                    | <b>Seats</b> , front cloth bucket with (KA1) heated seat cushions and seat backs. Includes 10-way power driver and 6-way power front passenger seat adjusters, including driver/front passenger power recline and driver/front passenger power lumbar. Also includes adjustable head restraints, (D07) floor console and storage pockets.<br>1 - Requires Crew Cab or Double Cab. Includes (K4C) wireless charging.  | --                           | A <sup>1</sup>               | --                   |



| ADDITIONAL OPTIONS |                    |   |                              |                              |                      |
|--------------------|--------------------|---|------------------------------|------------------------------|----------------------|
| Free Flow RPO Code | Ref. Only RPO Code | Description<br>1 - Equipment Group 1SA available on all models.<br>2 - Equipment Group 3SA available on all models.<br>3 - Equipment group 4SA available on T*15*53, T*15543 and TK15743 Models.  | Regular, Double and Crew Cab | Regular, Double and Crew Cab | Double and Crew Cab  |
|                    |                    |   | Sierra 1SA <sup>1</sup>      | SLE 3SA <sup>2</sup>         | SLT 4SA <sup>3</sup> |
| AN3                |                    | <b>Seats</b> , front full-feature leather-appointed bucket with (KA1) heated seat cushions and seat backs. Includes 10-way power driver and front passenger seat adjusters, including 2-way power lumbar control, 2-position driver memory, adjustable head restraints, (D07) floor console and storage pockets.<br>1 - Includes (K4C) wireless charging. Included with (PDT) SLT Crew Cab Premium Plus Package or (GAT) All Terrain Package.   | --                           | --                           | A <sup>1</sup>       |
| AG1                |                    | <b>Seat adjuster</b> , driver 10-way power<br>1 - Included and only available with (AZ3) front 40/20/40 split-bench cloth seat. Requires (H2R) Dark Ash or (H0U) Jet Black seat trim.<br>2 - Requires (AZ3) bench seat. Included with (PCY) SLE Fleet Preferred Package, (PDU) SLE Value Package or (PDA) Texas SLE Value Package.  | A <sup>1</sup>               | A <sup>2</sup>               | --                   |
| KA1                |                    | <b>Seating</b> , heated driver and front passenger, Only available on Crew Cab and Double Cab models.<br>1 - Requires Crew Cab or Double Cab model. Requires (AG1) driver 10-way power seat adjuster when ordering (AZ3) front 40/20/40 split-bench seat. Included with (A95) front bucket seats.   | --                           | A <sup>1</sup>               | ■                    |
| KQV                |                    | <b>Seating</b> , heated and ventilated perforated leather-appointed front bucket<br>1 - Included with (PDT) SLT Crew Cab Premium Plus Package. Requires (AN3) front bucket seats and (H3A), (H3B) or (H3C) perforated leather-appointed seat trims. Not available with (GAT) All Terrain Package.   | --                           | --                           | A <sup>1</sup>       |
| N37                |                    | <b>Steering column</b> , manual Tilt-Wheel and telescoping<br>1 - Included with (PDU) All Star Edition or (PDA) Texas SLE Value Package. Not available with (LV3) 4.3L EcoTec3 V6 engine. Requires (K14) 110 V power outlet and (A95) front bucket seats or (AG1) 10-way power adjuster with (AZ3) 40/20/40 split-bench seat.   | --                           | A <sup>1</sup>               | ■                    |
| CF5                |                    | <b>Sunroof</b> , power<br>1 - Requires Crew Cab model.  | --                           | --                           | A <sup>1</sup>       |
| 9L7                |                    | <b>Upfitter switches</b> , (4) Provides 4-30 amp circuits to facilitate installation of aftermarket electrical accessories  | A                            | --                           | --                   |
| K4C                |                    | <b>Wireless Charging</b><br>1 - Requires Crew Cab or Double Cab models. Included and only available with (A95) front bucket seats. Not compatible with all phones. Compliant batteries include Qi and PMA technologies. Reference Mobile devices manual to confirm what type of battery it uses.<br>2 - Included and only available with (AN3) front full feature leather appointed bucket seats. Not compatible with all phones. Compliant batteries include Qi and PMA technologies. Reference Mobile devices manual to confirm what type of battery it uses. | --                           | A <sup>1</sup>               | A <sup>2</sup>       |
| PDH                |                    | <b>LPO, GMC Interior Protection Package</b> , includes (VAV) all-weather floor mats, LPO and (VBR) rubber bed mat, LPO, (dealer-installed)<br>1 - Requires (B30) color-keyed carpeting. Not available with LPO, (CGN) spray-on bed liner or (VZX) bed liner, LPO.<br>2 - Not available with (PDL) Cargo Convenience Package, LPO, (CGN) spray-on bed liner or (VZX) bed liner, LPO.   | A/D <sup>1</sup>             | A/D <sup>2</sup>             | A/D <sup>2</sup>     |

| ADDITIONAL OPTIONS |                    |  |                              |                              |                      |
|--------------------|--------------------|--|------------------------------|------------------------------|----------------------|
| Free Flow RPO Code | Ref. Only RPO Code | Description<br>1 - Equipment Group 1SA available on all models.<br>2 - Equipment Group 3SA available on all models.<br>3 - Equipment group 4SA available on T*15*53, T*15543 and TK15743 Models.   | Regular, Double and Crew Cab | Regular, Double and Crew Cab | Double and Crew Cab  |
|                    |                    |  | Sierra 1SA <sup>1</sup>      | SLE 3SA <sup>2</sup>         | SLT 4SA <sup>3</sup> |
| PDL                |                    | <b>LPO, Cargo Convenience Package</b> , includes (VAV) all-weather floor mats, LPO, (VKW) front console organizer, LPO and (VBJ) rear under seat storage, LPO, (dealer-installed)<br>1 - Requires Crew Cab and double Cab models and (B30) color-keyed carpeting and (A95) front cloth bucket seats.<br>2 - Requires (AN3) front full feature leather appointed bucket seats.  | --                           | A/D <sup>1</sup>             | A/D <sup>2</sup>     |
| RIA                |                    | <b>LPO, All-weather floor liner</b> , (dealer-installed)<br>1 - Requires Crew Cab or Double Cab model and (B30) color keyed carpeting. Not available with (VAV) all-weather floor mats or (BG9) graphite-colored rubberized-vinyl floor covering. 4WD models require (NQH) 4WD, active transfer case.<br>2 - Requires Crew Cab or Double Cab models and (B30) color keyed carpeting. Not available with (VAV) all-weather floor mats or (BG9) graphite-colored rubberized-vinyl floor covering.<br>3 - Included with (GAT) All Terrain Package. Not available with (VAV) all-weather floor mats. | A/D <sup>1</sup>             | A/D <sup>2</sup>             | A/D <sup>3</sup>     |
| VAV                |                    | <b>LPO, All-weather floor mats</b> , front and rear on Crew Cab and Double Cab; front only on Regular Cab (dealer-installed)<br>1 - Requires (B30) color-keyed carpeting. Included with (PDH) GMC Interior Protection Package, LPO.<br>2 - Requires (B30) color-keyed carpeting. Included with (PDL) Cargo Convenience Package, LPO and (PDH) GMC Interior Protection Package, LPO.<br>3 - Included with (PDL) Cargo Convenience Package, LPO and (PDH) GMC Interior Protection Package, LPO.  | A/D <sup>1</sup>             | A/D <sup>2</sup>             | A/D <sup>3</sup>     |
| S0P                |                    | <b>LPO, Console insert organizer tray</b> , (dealer-installed)<br>1 - Requires Crew Cab and Double Cab models and (A95) front bucket seats.<br>2 - Requires (AN3) front bucket seats.  | --                           | A/D <sup>1</sup>             | A/D <sup>2</sup>     |
| VKW                |                    | <b>LPO, Console insert expandable folder tote</b> , (dealer-installed)<br>1 - Requires Crew Cab and Double Cab models and (A95) front bucket seats. Included with (PDL) Cargo Convenience Package, LPO. Not available with (S0P) console insert, LPO.<br>2 - Included with (PDL) Cargo Convenience Package, LPO. Requires (AN3) front bucket seats. Not available with (S0P) console insert, LPO.  | --                           | A/D <sup>1</sup>             | A/D <sup>2</sup>     |
| VBJ                |                    | <b>LPO, Rear underseat storage</b> , composite storage bin (dealer-installed)<br>1 - Requires Crew Cab or Double Cab model.<br>2 - Requires Crew Cab and Double Cab models. Included with (PDL) Cargo Convenience Package, LPO.  | A/D <sup>1</sup>             | A/D <sup>2</sup>             | A/D <sup>2</sup>     |
| UJ5                |                    | <b>LPO, Rear seat DVD entertainment system</b> , dual independent 7" monitors located in the headrest, includes cable kit, remote control, 2-wireless infrared headphones, vehicle wire harness jumper, control box, owners manual and 6-AAA batteries for headphones and remote (dealer installed)<br>1 - Requires Crew Cab or Double Cab models. Not available with (AE7) 40/20/40 split-bench front seat.<br>2 - Requires Crew Cab or Double Cab model.<br>3 - Not available with (U42) rear seat DVD/Blu-Ray Entertainment Package.  | A/D <sup>1</sup>             | A/D <sup>2</sup>             | A/D <sup>3</sup>     |

| ADDITIONAL OPTIONS |                    |   |                              |                              |                      |
|--------------------|--------------------|---|------------------------------|------------------------------|----------------------|
| Free Flow RPO Code | Ref. Only RPO Code | Description<br>1 - Equipment Group 1SA available on all models.<br>2 - Equipment Group 3SA available on all models.<br>3 - Equipment group 4SA available on T*15*53, T*15543 and TK15743 Models.  | Regular, Double and Crew Cab | Regular, Double and Crew Cab | Double and Crew Cab  |
|                    |                    |   | Sierra 1SA <sup>1</sup>      | SLE 3SA <sup>2</sup>         | SLT 4SA <sup>3</sup> |
| SXL                |                    | <p><b>Elevation Edition</b>, includes (NZQ) 20" x 9" Black-painted aluminum wheels, (QT0) P275/55R20 all-season, blackwall tires, (DL8) outside heated power-adjustable mirrors, (DP6) body colored mirror caps, (TRB) body color accented grille surround, (AQQ) Remote Keyless Entry, (A91) remote locking tailgate, (AKO) deep tinted glass, (B86) bodyside, body color moldings, (KI4) 110-volt AC power outlet, (UE1) OnStar, (VV4) OnStar 4G LTE Wi-Fi Hotspot, (B30) carpeted floor, (VB5) front body-color bumper, (VT5) rear body-color bumper with corner steps, (D75) body colored door handles, (T3U) LED front fog lamps and (V76) Black recovery hooks on 2WD model. Note: No changes or substitutions to the included (SXL) Elevation Edition equipment will be allowed other than a change to (RC7) P275/55R20 all-terrain, blackwall tires if so desired. (G80) rear locking differential, (Z82) trailering equipment, (RD3) 20" bright machined aluminum wheels, (UF2) LED cargo box lighting and (U2K) SiriusXM Satellite Radio are select available options.</p> <p>1 - Requires a Double Cab model and exterior color: (G1K) Stone Blue Metallic, (GPA) Dark Slate Metallic, (GAZ) Summit White or (GBA) Onyx Black. Not available with: (PCR) Sierra Fleet Convenience Package, (BG9) graphite-colored rubberized-vinyl floor covering, (AZ3) front 40/20/40 split-bench seat, (PCX) Sierra Appearance Package, (V22) chrome grille surround any Ship Thru code, any LPO wheels, (H2Q) vinyl bench seating or SEO (8F2) Ornamentation Delete.</p> | A <sup>1</sup>               | --                           | --                   |
| SXL                |                    | <p><b>Elevation Edition</b>, includes (NZQ) 20" x 9" Black-painted aluminum wheels, (QT0) P275/55R20 all-season, blackwall tires, (TRB) body color accented grille surround, (VB5) front body-color bumper, (VT5) rear body-color bumper with corner steps and (V76) Black recovery hooks on 2WD model. Note: No changes or substitutions to the included (SXL) Elevation Edition equipment will be allowed other than a change to (RC7) P275/55R20 all-terrain, blackwall tires and or (RD3) 20" bright machined aluminum wheels, (Z82) trailering equipment and (Z71) Off-Road Suspension Package are select available options.</p> <p>1 - Requires Double or Crew Cab models, (PDU) SLE Value Package and exterior color: (G1K) Stone Blue Metallic, (GPA) Dark Slate Metallic, (GAZ) Summit White or (GBA) Onyx Black. Not available with: (NHT) Max Trailering Package, (BG9) graphite-colored rubberized-vinyl floor covering, (V22) chrome grille surround, any Ship Thru code, any LPO wheels or SEO (8F2) Ornamentation Delete.</p>  | --                           | A <sup>1</sup>               | --                   |

| ADDITIONAL OPTIONS |                    |  |                              |                              |                      |
|--------------------|--------------------|--|------------------------------|------------------------------|----------------------|
| Free Flow RPO Code | Ref. Only RPO Code | Description<br>1 - Equipment Group 1SA available on all models.<br>2 - Equipment Group 3SA available on all models.<br>3 - Equipment group 4SA available on T*15*53, T*15543 and TK15743 Models.   | Regular, Double and Crew Cab | Regular, Double and Crew Cab | Double and Crew Cab  |
|                    |                    |  | Sierra 1SA <sup>1</sup>      | SLE 3SA <sup>2</sup>         | SLT 4SA <sup>3</sup> |
| GAT                |                    | <p><b>All Terrain Package</b>, includes (CGN) spray-on bed liner, (UHN) 18" x 8.5" (45.7 cm x 21.6 cm) bright machined aluminum wheels, (AN3) front bucket seats and (UQA) Bose premium audio system, (DP6) Black painted mirror caps, (D75) body color door handles, (B86) body color side molding, Black belt molding, (Z71) Off-Road Suspension Package with monotube Rancho shocks, (NZZ) underbody shield, (UD7) Rear Park Assist, (RIA) floor liners, LPO deletes the standard (B58) carpeted floor mats, (VB5) front body-color bumper, (VT5) rear body-color bumper with corner steps, unique grille with body color surround and chrome accents, bright sill plates and All-Terrain cluster. All Terrain side emblem replaces Z71 fender emblem and Sierra door emblem. Requires one of the following exterior colors: (G1K) Stone Blue Metallic, (G2X) Deep Mahogany Metallic, (GAZ) Summit White, (GBA) Onyx Black, (GPA) Dark Slate Metallic, (GPJ) Red Quartz Tintcoat</p> <p>1 - Requires 4WD models, (H2W) interior trim jet Black/Spice Red, (RBX) P265/65R18 all-terrain, blackwall tires or (RBW) P265/65R18 all-terrain, white outlined tires with (UHN) 18" x 8.5" (45.7 cm x 21.6 cm) bright machined aluminum wheels. Not available with SEO options, (NHT) Max Trailering Package, (PDT) SLT Crew Cab Premium Plus Package, (PDB) SLT Premium Package, (PDC) Texas SLT Premium Package, (Y86) Enhanced Driver Alert Package, (VXH) 6" rectangular chrome tubular assist steps, LPO and (VQY) Chrome recovery hooks, LPO. Upgradeable to (NZH) 20" wheels with (RC7) 20" tires or LPO 20" and 22" tires and wheels.</p>  | --                           | --                           | A <sup>1</sup>       |
| STF                |                    | <p><b>All Terrain X Package</b>, Crew Cab TK15543 and Double Cab TK15753 models, includes (WBC) Cat-Back Performance Exhaust system, LPO, (REG) 18" Black Painted Wheels, (RI8) 18" Goodyear Wrangler DuraTrac 265/65R18 SL 114S blackwall MT tires with aggressive tire tread, (T4L) full LED headlamps, Black Sport Assist Step, Black bed mounted tubular Sport bar and B-Pillar vinyl wrap. Requires one of the following exterior colors: (G1K) Stone Blue Metallic, (G2X) Deep Mahogany Metallic, (GAZ) Summit White, (GBA) Onyx Black, (GPA) Dark Slate Metallic, (GPJ) Red Quartz Tintcoat</p> <p>1 - Requires 4WD models, (GAT) All Terrain Package and (L83) 5.3L EcoTec3 V8 engine. Upgradeable to (L86) 6.2L EcoTec3 V8 engine. (WBC) Cat-Back Performance Exhaust system, LPO is not included when (L86) 6.2L EcoTec3 V8 engine is selected. Not available with SEO options, (PDG) All Terrain SLT Premium Package, (PDL) Cargo Convenience Package, LPO, (PDH) GMC Interior Protection Package, LPO, (VQT) hard tri-folding tonneau cover, LPO, (VPB) soft tonneau cover, LPO, (5JY) soft folding tonneau cover, LPO, (RVQ) 6" rectangular Black tubular assist steps, LPO, (RVS) 4" black round assist steps, LPO, (SCZ) chrome tailgate handle, LPO, (VAV) all-weather floor mats, LPO, (VQZ) polished exhaust tip, LPO, (VXH) 6" rectangular chrome tubular assist steps, LPO, (VXJ) 4" round chrome tubular assist steps, LPO, (S6L) Off-Road assist steps, LPO, (VZX) bed liner, LPO, (DQS) chrome power adjustable, power folding camper mirrors, (SEV) 22" 6-spoke high-gloss Black wheels, LPO, (SF0) 22" (55.9 cm) chrome 6-spoke multi-featured design wheels, LPO, (SF1) 22" (55.9 cm) 7-spoke Silver wheels, LPO or (RX1) 22" (55.9 cm) 7-spoke Silver wheels with Black inserts, LPO. Available with (PCM) SLT Preferred Package.</p> | --                           | --                           | A <sup>1</sup>       |

| ADDITIONAL OPTIONS |                    |   |                              |                              |                      |
|--------------------|--------------------|---|------------------------------|------------------------------|----------------------|
| Free Flow RPO Code | Ref. Only RPO Code | Description<br>1 - Equipment Group 1SA available on all models.<br>2 - Equipment Group 3SA available on all models.<br>3 - Equipment group 4SA available on T*15*53, T*15543 and TK15743 Models.  | Regular, Double and Crew Cab | Regular, Double and Crew Cab | Double and Crew Cab  |
|                    |                    |   | Sierra 1SA <sup>1</sup>      | SLE 3SA <sup>2</sup>         | SLT 4SA <sup>3</sup> |
| PDG                |                    | <b>All Terrain SLT Premium Package</b> , includes (NZH) 20" x 9" bright machined aluminum wheel with painted accents, (T4L) high-performance LED headlamps, (UD5) Front and Rear Park Assist, (RVS) 4" black round assist steps, LPO, (UVD) heated steering wheel and (A48) sliding rear window. Available on Crew Cab or Double Cab.<br><b>1 - Requires (GAT) All Terrain Package. Not available with (PCM) SLT Preferred Package. Not available with LPO wheels or any other assist steps.</b>  | --                           | --                           | A <sup>1</sup>       |
| PCX                |                    | <b>Sierra Appearance Package</b> , includes (RD7) 17" x 8" (43.2 cm x 20.3 cm) stainless steel clad wheels on Regular Cab and Double Cab models and (Q5W) 17" x 8" (43.2 cm x 20.3 cm) premium painted aluminum, bright machined wheels with Crew Cab models, (AKO) deep-tinted glass<br><b>1 - Not available with (SXL) Elevation Edition.</b>   | A <sup>1</sup>               | --                           | --                   |
| PDU                |                    | <b>SLE Value Package</b> , includes (AG1) driver 10-way power seat adjuster when ordered with (AZ3) seats only, (N37) manual tilt and telescopic steering column, (BTV) Remote vehicle starter system, (T3U) LED front fog lamps, (UG1) Universal Home Remote, (C49) rear-window defogger, (KI4) 110-volt AC power outlet, (CJ2) dual-zone climate control, (Z82) trailering equipment, and (G80) rear locking differential for 2WD models only<br><b>1 - Requires Crew Cab or Double Cab models. Not available with (PDA) Texas SLE Value Package or (PCY) SLE Fleet Preferred Package. If (LV3) 4.3L EcoTec3 V6 engine is ordered (N37) manual tilt and telescopic steering column will not be included.</b>  | --                           | A <sup>1</sup>               | --                   |
| PDA                |                    | <b>Texas SLE Value Package</b> , includes (AG1) driver 10-way power seat adjuster when ordered with (AZ3) seats only, (N37) manual tilt and telescopic steering column, (BTV) Remote vehicle starter system, (T3U) LED front fog lamps, (UG1) Universal Home Remote, (C49) rear-window defogger, (KI4) 110-volt AC power outlet and (CJ2) dual-zone climate control, (Z82) trailering equipment, (G80) rear locking differential for 2WD models only, and Texas emblem<br><b>1 - Requires a Crew Cab or Double Cab model. Not available with (PDU) SLE Value Package, (PCY) SLE Fleet Preferred Package or LPO wheels (SF1 or RX1). If (LV3) 4.3L EcoTec3 V6 engine is ordered (N37) manual tilt and telescopic steering column will not be included.</b> | --                           | A <sup>1</sup>               | --                   |

| ADDITIONAL OPTIONS |                    |   |                              |                              |                      |
|--------------------|--------------------|---|------------------------------|------------------------------|----------------------|
| Free Flow RPO Code | Ref. Only RPO Code | Description<br>1 - Equipment Group 1SA available on all models.<br>2 - Equipment Group 3SA available on all models.<br>3 - Equipment group 4SA available on T*15*53, T*15543 and TK15743 Models.  | Regular, Double and Crew Cab | Regular, Double and Crew Cab | Double and Crew Cab  |
|                    |                    |   | Sierra 1SA <sup>1</sup>      | SLE 3SA <sup>2</sup>         | SLT 4SA <sup>3</sup> |
| PDT                |                    | <p><b>SLT Crew Cab Premium Plus Package</b>, Requires Crew Cab model. Includes (NZP) 20" chrome clad wheels, (QSS) P275/55R20 all-season, blackwall tires, (UD5) Front and Rear Park Assist, (UVD) heated steering wheel, (A48) power sliding rear window, (BVQ) 6" rectangular chrome tubular assist steps, (UQA) Bose premium audio system, (IO6) GMC Infotainment 8" Diagonal Color Touch audio system with Navigation, (JL1) trailer brake controller, (Y86) Enhanced Driver Alert Package, (AN3) front bucket seats, (KQV) heated and ventilated seating, (CGN) spray-on bed liner and (T4L) full LED headlamps. Available to substitute (NZP) 20" chrome clad wheels with (RD5) 20" x 9" polished aluminum wheels.</p> <p>1 - Not available with (PCM) SLT Preferred Package, (PDG) All Terrain SLT Premium Package, (PDB) SLT Premium Package, (PDC) Texas SLT Premium Package, (GAT) All Terrain Package or any LPO wheels. (Note: No changes or substitutions to the included Premium Plus Package equipment will be allowed. If not specifically mentioned as not available as above, all other normally available 4SA options will be allowed.</p> | --                           | --                           | A <sup>1</sup>       |
| PDB                |                    | <p><b>SLT Premium Package</b>, includes (UQA) Bose premium audio system and (RD5) 20" x 9" polished aluminum wheels Now available on Crew Cab or Double Cab.</p> <p>1 - Not available with (GAT) All Terrain Package or (PDC) Texas SLT Premium Package. With (L86) 6.2L EcoTec3 V8 engine, (AN3) front bucket seats are required. Not available with LPO wheels. With Crew Cab model includes (BVQ) 6" rectangular chrome tubular assist steps. With Double Cab model includes (VXH) 6" rectangular chrome tubular assist steps.</p>   | --                           | --                           | A <sup>1</sup>       |
| PDC                |                    | <p><b>Texas SLT Premium Package</b>, includes (UQA) Bose premium audio system, (RD5) 20" x 9" polished aluminum wheels and Texas emblem badging. Now available on Crew Cab or Double Cab.</p> <p>1 - As of March 1st (PDC) Texas SLT Premium Package is only available to order by Dealers located in the States of Arkansas, Louisiana, New Mexico, Oklahoma and Texas. All other dealers order (PDB) SLT Premium Package. Not available with (GAT) All Terrain Package. Not available with (PDB) SLT Premium Package or (PDG) All Terrain SLT Premium Package. With (L86) 6.2L EcoTec3 V8 engine, (AN3) front bucket seats are required. Not available with LPO wheels. With Crew Cab model includes (BVQ) 6" rectangular chrome tubular assist steps. With Double Cab model includes (VXH) 6" rectangular chrome tubular assist steps.</p>   | --                           | --                           | A <sup>1</sup>       |
| CGN                |                    | <p><b>Bed Liner, Spray-on</b>, Pickup box bed liner with GMC logo consisting of high pressure, chemically bonded, sprayed-on polyurea &amp; polyurethane liner formulation. Liner is permanently bonded to the truck bed providing a water tight seal. The textured, non-skid surface is black in color and robotically applied. Spray-on liner covers entire bed interior surface below side rails, including tailgate, front box top rail, gage hole plugs and lower tie down loops.</p> <p>1 - Not available with (VZX) bed liner, LPO. Not available with any ship thru code on Double Cab and Regular Cab models. Not available with (PDH) GMC Interior Protection Package, LPO.</p> <p>2 - Included with (GAT) All Terrain Package or (PDT) SLT Crew Cab Premium Plus Package. Not available with (VZX) bed liner, LPO. Not available with any ship thru code on Double Cab models. Not available with (PDH) GMC Interior Protection Package, LPO.</p>  | A <sup>1</sup>               | A <sup>1</sup>               | A <sup>2</sup>       |

| ADDITIONAL OPTIONS |                    |   |                              |                              |                      |
|--------------------|--------------------|---|------------------------------|------------------------------|----------------------|
| Free Flow RPO Code | Ref. Only RPO Code | Description<br>1 - Equipment Group 1SA available on all models.<br>2 - Equipment Group 3SA available on all models.<br>3 - Equipment group 4SA available on T*15*53, T*15543 and TK15743 Models.  | Regular, Double and Crew Cab | Regular, Double and Crew Cab | Double and Crew Cab  |
|                    |                    |   | Sierra 1SA <sup>1</sup>      | SLE 3SA <sup>2</sup>         | SLT 4SA <sup>3</sup> |
| BVQ                |                    | <b>Assist steps</b> , chromed tubular, 6" rectangular (factory installed)<br>1 - Requires Crew Cab models. Not available with any LPO assist steps (RVQ) or (VXJ).<br>2 - Included with (PDT) SLT Crew Cab Premium Plus Package, (PDC) Texas SLT Premium Package and (PDB) SLT Premium package. Requires Crew Cab models. Not available with any LPO assist steps (RVQ) or (VXJ).   | A <sup>1</sup>               | A <sup>1</sup>               | A <sup>2</sup>       |
| T3U                |                    | <b>Fog lamps</b> , thin profile LED<br>1 - Included and only available with (SXL) Elevation Edition.<br>2 - Included with (PCY) SLE Fleet Preferred Package, (PDA) Texas SLE Value Package or (PDU) SLE Value Package.  | A <sup>1</sup>               | A <sup>2</sup>               | ■                    |
| AKO                |                    | <b>Glass</b> , deep-tinted<br>1 - Included with (PCX) Sierra Appearance Package or (SXL) Elevation Edition.   | A <sup>1</sup>               | ■                            | ■                    |
| VK3                |                    | <b>License plate kit</b> , front (will be forced on orders with ship-to states that require front license plate)  | A                            | A                            | A                    |
| UF2                |                    | <b>LED Lighting</b> , cargo box with switch on center switch bank   | A                            | ■                            | ■                    |
| DF2                |                    | <b>Mirrors</b> , outside high-visibility vertical trailinging, Black with manual folding and extension and lower convex spotter glass<br>1 - Not available with (PCR) Sierra Fleet Convenience Package.   | A <sup>1</sup>               | --                           | --                   |
| DPN                |                    | <b>Mirrors</b> , outside heated power-adjustable vertical trailinging, upper glass, manual-folding and extending, Black; includes integrated turn signal indicators consisting of 51 square inch flat mirror surface positioned over a 24.5 square inch convex mirror surface with a common head and lower convex spotter glass (convex glass is not heated and not power adjustable) and addition of auxiliary cargo lamp for backing up (helps to see trailer when backing up with a trailer) and amber auxiliary clearance lamp<br>1 - Requires (PCR) Sierra Fleet Convenience Package. Includes (DD8) auto-dimming inside rearview mirror on all models.<br>2 - For Crew Cab and Double Cab models required with (NHT) Max Trailinging Package. Includes (DD8) auto-dimming inside rearview mirror on all models. | A <sup>1</sup>               | A <sup>2</sup>               | --                   |
| DQS                |                    | <b>Mirrors</b> , outside heated power-adjustable vertical trailinging, memory-equipped, upper glass, power-folding and manual extending, chrome; includes integrated turn signal indicators, consisting of 51 square inch flat mirror surface positioned over a 24.5 square inch convex mirror surface with a common head and lower convex spotter glass (convex glass is not heated and not power adjustable) and addition of auxiliary cargo lamp for backing up (helps to see trailer when backing up with a trailer) and amber auxiliary clearance lamp<br>1 - Required and only available with (NHT) Max Trailinging Package.  | --                           | --                           | A <sup>1</sup>       |

| ADDITIONAL OPTIONS |                    |  |                              |                              |                      |
|--------------------|--------------------|--|------------------------------|------------------------------|----------------------|
| Free Flow RPO Code | Ref. Only RPO Code | Description<br>1 - Equipment Group 1SA available on all models.<br>2 - Equipment Group 3SA available on all models.<br>3 - Equipment group 4SA available on T*15*53, T*15543 and TK15743 Models.   | Regular, Double and Crew Cab | Regular, Double and Crew Cab | Double and Crew Cab  |
|                    |                    |  | Sierra 1SA <sup>1</sup>      | SLE 3SA <sup>2</sup>         | SLT 4SA <sup>3</sup> |
| ZW9                |                    | <b>Pickup box</b> , delete, for Regular Cab models only, includes capped fuel fill, (SFW) Back-up alarm calibration, rear bumper delete, spare tire delete and spare tire carrier delete. If equipped, deletes capless fuel fill, (Z82) trailering equipment, (A91) remote locking tailgate, (A60) locking tailgate, (PPA) EZ-Lift and Lower tailgate and (SAF) tire carrier lock<br><b>1 - Requires T*15903, (RC5) LT265/70R17C all-terrain, blackwall tires and (L83) 5.3L EcoTec3 V8 engine. Not available with (UF2) LED cargo box lighting, (UVC) Rear Vision Camera, (CGN) spray-on bed liner, (CTD) cargo tie downs, (FHS) E85 FlexFuel capable engine, (VJH) rear chrome bumper, the following LPOs, (5JY, VBR, VXJ, VQK, VQT, VRV, VPB OR VZX), the following SEO options (5Z4 and 9G3).</b><br><b>2 - Requires T*15903, (RC5) LT265/70R17C all-terrain, blackwall tires and (L83) 5.3L EcoTec3 V8 engine. Deletes (UF2) LED cargo box lighting and (UVC) Rear Vision Camera. Not available with (UF2) LED cargo box lighting, (UVC) Rear Vision Camera, (CGN) spray-on bed liner, (CTD) cargo tie downs, (FHS) E85 FlexFuel capable engine, (Z71) Off-Road Suspension Package, (Y86) Enhanced Driver Alert Package, (VJH) rear chrome bumper, the following LPOs, (5JY, VBR, VXJ, VQK, VQT, VRV, VPB OR VZX), the following SEO options (5Z4 and 9G3).</b> | A <sup>1</sup>               | A <sup>2</sup>               | --                   |
| TRW                |                    | <b>Provision for cab roof-mounted lamp/beacon</b> , provides an instrument panel-mounted switch and electrical wiring tucked beneath the headliner for a body upfitter to connect a body-mounted warning or emergency lamp<br><b>1 - Included with (VYU) Snow Plow Prep Package. Not available with (UG1) Universal Home Remote, (PCV) SLE Fleet Convenience Package, (PDU) SLE Value Package or (PDA) Texas SLE Value Package.</b>  | A                            | A <sup>1</sup>               | --                   |
| UD7                |                    | <b>Rear Park Assist</b> , Ultrasonic<br><b>1 - Included and only available with (GAT) All Terrain Package.</b>   | --                           | A                            | A <sup>1</sup>       |
| V76                |                    | <b>Recovery hooks</b> , front, frame-mounted, black<br><b>1 - Included with (SXL) Elevation Edition on 2WD models. Standard with 4WD models. Included with (9G3) Suspension Package, off-road, for base decor vehicles with 4WD models</b><br><b>2 - Included with (SXL) Elevation Edition on 2WD models. Standard with 4WD models.</b><br><b>3 - Standard on 4WD models.</b>  | A <sup>1</sup>               | A <sup>2</sup>               | A <sup>3</sup>       |
| RC3                |                    | <b>Tires</b> , P265/70R17 all-terrain, blackwall   | A                            | A                            | --                   |
| RC5                |                    | <b>Tires</b> , LT265/70R17C all-terrain, blackwall   | A                            | A                            | --                   |
| QXT                |                    | <b>Tires</b> , LT265/70R17E all-terrain, blackwall<br><b>1 - Requires K15753 or K15903 models, (RD6) 17" painted steel wheel or (RD7) 17" x 8" (43.2 cm x 20.3 cm) stainless steel clad wheels and a fleet or Government order type. Includes (ZXT) LT265/70R17 spare tire.</b>  | A <sup>1</sup>               | --                           | --                   |
| RKX                |                    | <b>Tires</b> , P265/65R18 all-season, blackwall<br><b>1 - Requires (NHT) Max Trailering Package.</b>   | --                           | A <sup>1</sup>               | □                    |
| RBW                |                    | <b>Tires</b> , P265/65R18 all-terrain, white outlined letter<br><b>1 - Not available with (NHT) Max Trailering Package.</b>  | --                           | A <sup>1</sup>               | A <sup>1</sup>       |



| ADDITIONAL OPTIONS |                    |   |                              |                              |                      |
|--------------------|--------------------|---|------------------------------|------------------------------|----------------------|
| Free Flow RPO Code | Ref. Only RPO Code | Description<br>1 - Equipment Group 1SA available on all models.<br>2 - Equipment Group 3SA available on all models.<br>3 - Equipment group 4SA available on T*15*53, T*15543 and TK15743 Models.  | Regular, Double and Crew Cab | Regular, Double and Crew Cab | Double and Crew Cab  |
|                    |                    |   | Sierra 1SA <sup>1</sup>      | SLE 3SA <sup>2</sup>         | SLT 4SA <sup>3</sup> |
| RBX                |                    | <b>Tires</b> , P265/65R18 all-terrain, blackwall<br>1 - Requires a 4WD model. Not available with (NHT) Max Trailing Package.<br>2 - Not available with (NHT) Max Trailing Package.  | --                           | A <sup>1</sup>               | A <sup>2</sup>       |
| RI8                |                    | <b>Tires</b> , 265/65R18SL MT 114S blackwall Goodyear Wrangler DuraTrac. Aggressive tread may result in a higher level of noise while driving. Routine tire rotations are strongly recommended to minimize irregular tread wear, which could lead to vibration and increased road noise.<br>1 - Requires 4WD model, (9G3) Suspension Package, off-road, for base decor vehicles, (L83) 5.3L EcoTec3 V8 engine and (UHN) 18" x 8.5" (45.7 cm x 21.6 cm) bright-machined aluminum wheels. Includes (RC4) 17" all-season spare tire. . Not available with (ZW9) pickup box delete.<br>2 - Requires 4WD model and (L83) 5.3L EcoTec3 V8 engine. Requires , (Z71) Off-Road Suspension Package. Not available with (ZW9) pickup box delete. Requires (UHN) 18" x 8.5" (45.7 cm x 21.6 cm) bright-machined aluminum wheels. Includes (RC4) 17" all-season spare tire.<br>3 - Included and only available with (STF) All Terrain X Package. | A <sup>1</sup>               | A <sup>2</sup>               | A <sup>3</sup>       |
| QSS                |                    | <b>Tires</b> , P275/55R20 all-season, blackwall<br>1 - Requires (NHT) Max Trailing Package.<br>2 - Requires T*15*43 model or combination of T*15753 and (NHT) Max Trailing Package. Included with (PDT) SLT Crew Cab Premium Plus Package.  | --                           | A <sup>1</sup>               | A <sup>2</sup>       |
| QT0                |                    | <b>Tires</b> , P275/55R20 all-season, blackwall<br>1 - Included and only available with (SXL) Elevation Edition.<br>2 - Requires T*15*43, T*15753 or T*15*03 model. Included with (SXL) Elevation Edition on Double Cab models. Not available with (NHT) Max Trailing Package.<br>3 - Requires T*15753. Not available with (NHT) Max Trailing Package.  | A <sup>1</sup>               | A <sup>2</sup>               | A <sup>3</sup>       |
| RC7                |                    | <b>Tires</b> , P275/55R20 all-terrain, blackwall<br>1 - Requires 4WD model, (SXL) Elevation Edition and (L83) 5.3L EcoTec3 V8 engine.<br>2 - Requires 4WD model. Requires Crew Cab model or (SXL) Elevation edition. Not available with (LV3) Ecotec3 V6 engine unless (Z71) off-road suspension package is specified.<br>3 - With (L83) 5.3L EcoTec3 V8 engine and Crew Cab 4WD model (Z71) Off-Road Suspension Package is required. Required with (GAT) All Terrain Package when (NZH) 20" wheels are specified. 2WD models require (NHT) max trailing package.   | A <sup>1</sup>               | A <sup>2</sup>               | A <sup>3</sup>       |
| RHH                |                    | <b>Tires</b> , P285/45R22 SL 110H all-terrain, blackwall<br>1 - Required and only available with RX1, SF1, SEW, SEW or SF0 22" LPO wheels. Requires Crew Cab and Double Cab models..  | --                           | A <sup>1</sup>               | A <sup>1</sup>       |
| RHM                |                    | <b>Tire</b> , spare LT265/70R17 all-terrain, blackwall<br>1 - Requires a Regular Cab model and (ZW9) pickup box delete. Included and only available with (RC5) LT265/70R17C all-terrain, blackwall tires with (E63) pickup box on all cabs.   | A <sup>1</sup>               | A <sup>1</sup>               | --                   |
| RD6                |                    | <b>Wheels</b> , 17" x 8" (43.2 cm x 20.3 cm) painted steel<br>1 - Requires (RC5) LT265/70R17C all-terrain, blackwall tires.   | □                            | A <sup>1</sup>               | --                   |

| ADDITIONAL OPTIONS |                    |   |                              |                              |                      |
|--------------------|--------------------|---|------------------------------|------------------------------|----------------------|
| Free Flow RPO Code | Ref. Only RPO Code | Description<br>1 - Equipment Group 1SA available on all models.<br>2 - Equipment Group 3SA available on all models.<br>3 - Equipment group 4SA available on T*15*53, T*15543 and TK15743 Models.  | Regular, Double and Crew Cab | Regular, Double and Crew Cab | Double and Crew Cab  |
|                    |                    |   | Sierra 1SA <sup>1</sup>      | SLE 3SA <sup>2</sup>         | SLT 4SA <sup>3</sup> |
| UHN                |                    | <b>Wheels</b> , 18" x 8.5" (45.7 cm x 21.6 cm) bright machined aluminum<br>1 - Requires (R18) 265/65R18SL MT 114S blackwall Goodyear Wrangler DuraTrac tires.<br>2 - Not available on 2WD Regular Cab models. Included and only available with (Z71) Off-Road Suspension Package or (NHT) Max Trailering Package.<br>3 - Included and only available with (GAT) All Terrain Package.  | A <sup>1</sup>               | A <sup>2</sup>               | A <sup>3</sup>       |
| RD5                |                    | <b>Wheels</b> , 20" x 9" (50.8 cm x 22.9 cm) polished aluminum<br>1 - Required and included with (PDB) SLT Premium Package or (PDC) Texas SLT Premium Package. Required with combo of (L86) 6.2L EcoTec3 V8 engine and (NHT) Max Trailering Package. . Also available to order with (PDT) SLT Crew Cab Premium Plus Package.  | --                           | --                           | A <sup>1</sup>       |
| RD3                |                    | <b>Wheels</b> , 20" x 9" (50.8 cm x 22.9 cm) bright machined aluminum<br>1 - Requires (SXL) Elevation Edition.  | A <sup>1</sup>               | A                            | --                   |
| NZH                |                    | <b>Wheels</b> , 20" x 9" (50.8 cm x 22.9 cm) bright machined aluminum with Dark Argent painted accents<br>1 - Requires (GAT) All Terrain Package. Included with (PDG) All Terrain SLT Premium Package.  | --                           | --                           | A <sup>1</sup>       |
| S6L                |                    | <b>LPO, Accessory Assist Step</b> , Off-road, Black, (dealer-installed)<br>1 - Requires Crew Cab or Double Cab model. Not available with (BVQ) 6" rectangular chrome tubular assist steps, (RVS) Black tubular assist steps, 4" round, LPO, (VXJ) assist steps, chromed tubular, 4" round, LPO, (VXH) 6" rectangular chrome tubular assist steps, LPO or (RVQ) 6" Black tubular assist steps, LPO.<br>2 - Not available with (STF) All Terrain X Package, (BVQ) 6" rectangular chrome tubular assist steps, (RVS) Black tubular assist steps, 4" round, LPO, (VXJ) assist steps, chromed tubular, 4" round, LPO, (VXH) 6" rectangular chrome tubular assist steps, LPO or (RVQ) 6" Black tubular assist steps, LPO. | A/D <sup>1</sup>             | A/D <sup>1</sup>             | A/D <sup>2</sup>     |
| VXH                |                    | <b>LPO, Assist steps</b> , chromed tubular, 6" rectangular (dealer-installed)<br>1 - Requires Double Cab or Regular Cab model. Not available with (RVQ) 6" rectangular Black tubular assist steps, LPO, (RVS) 4" round Black tubular assist step, LPO or (VXJ) 4" round chrome tubular assist steps, LPO.   | A/D <sup>1</sup>             | A/D <sup>1</sup>             | A/D <sup>1</sup>     |
| VXJ                |                    | <b>LPO, Assist steps</b> , chromed tubular, 4" round (dealer-installed)<br>1 - LPO. Not available with (RVQ) 6" rectangular Black tubular assist steps, LPO, (RVS) 4" round Black tubular assist step, LPO, (VXH) 6" rectangular chromed tubular assist steps or (BVQ) 6" rectangular chrome tubular assist steps.  | A/D <sup>1</sup>             | A/D <sup>1</sup>             | A/D <sup>1</sup>     |
| RVQ                |                    | <b>LPO, Black tubular assist step</b> , 6" rectangular, (dealer-installed)<br>1 - Not available with (VXJ) 4" round chrome tubular assist steps, LPO, (VXH) 6" rectangular chromed tubular assist steps, LPO, (RVS) 4" round Black tubular assist step, LPO or (BVQ) 6" rectangular chrome tubular assist steps.  | A/D <sup>1</sup>             | A/D <sup>1</sup>             | A/D <sup>1</sup>     |
| RVS                |                    | <b>LPO, Black tubular assist steps</b> , 4" round, (dealer-installed)<br>1 - Not available with (RVQ) 6" rectangular Black tubular assist steps, LPO, (VXJ) 4" round chrome tubular assist steps, LPO, (VXH) 6" rectangular chromed tubular assist steps or (BVQ) 6" rectangular chrome tubular assist steps.   | A/D <sup>1</sup>             | A/D <sup>1</sup>             | A/D <sup>1</sup>     |

| ADDITIONAL OPTIONS |                    |  |                              |                              |                      |
|--------------------|--------------------|--|------------------------------|------------------------------|----------------------|
| Free Flow RPO Code | Ref. Only RPO Code | Description<br>1 - Equipment Group 1SA available on all models.<br>2 - Equipment Group 3SA available on all models.<br>3 - Equipment group 4SA available on T*15*53, T*15543 and TK15743 Models.   | Regular, Double and Crew Cab | Regular, Double and Crew Cab | Double and Crew Cab  |
|                    |                    |  | Sierra 1SA <sup>1</sup>      | SLE 3SA <sup>2</sup>         | SLT 4SA <sup>3</sup> |
| VQY                |                    | <b>LPO, Chrome recovery hooks</b><br>1 - Not available with (SXL) Elevation Edition. Deletes and not available with (V76) recovery hooks.<br>2 - Deletes and not available with (V76) recovery hooks. Not available with (GAT) All Terrain Package.  | A/D <sup>1</sup>             | A/D <sup>1</sup>             | A/D <sup>2</sup>     |
| RWI                |                    | <b>LPO, Chrome bodyside moldings</b>   | A/D                          | --                           | --                   |
| VQZ                |                    | <b>LPO, Polished exhaust tip</b> , (dealer installed)  | A/D                          | A/D                          | A/D                  |
| VQK                |                    | <b>LPO, Front and Rear Molded Splash Guards</b> , Black, (dealer-installed)<br>1 - Not available with (VRV) body color molded splash guards, LPO.  | A/D <sup>1</sup>             | A/D <sup>1</sup>             | A/D <sup>1</sup>     |
| VRV                |                    | <b>LPO, Body Color Molded Splash Guards</b> , (dealer-installed)<br>1 - Requires (GAN) Quicksilver Metallic, (GAZ) Summit White or (GBA) Onyx Black. Not available with (VQK) Front and Rear Molded Splash Guards, LPO.  | A/D <sup>1</sup>             | A/D <sup>1</sup>             | A/D <sup>1</sup>     |
| 5JY                |                    | <b>LPO, Soft folding tonneau cover</b> , (dealer-installed)<br>1 - Not available with (VPB) vinyl tonneau cover with integrated support bows, LPO.<br>2 - Included with (PCQ) SLT eAssist Package. Not available with (VPB) vinyl tonneau cover with integrated support bows, LPO.   | A/D <sup>1</sup>             | A/D <sup>1</sup>             | A/D <sup>2</sup>     |
| VPB                |                    | <b>LPO, Vinyl tonneau cover</b> with integrated support bows, (dealer-installed)<br>1 - Not available with (5JY) soft folding tonneau cover, LPO.  | A/D <sup>1</sup>             | A/D <sup>1</sup>             | A/D <sup>1</sup>     |
| VYU                |                    | <b>Snow Plow Prep Package</b> includes power feed for backup and roof emergency light, (KW7) 170-amp alternator, forward lamp wiring harness, (TRW) Provision for cab roof mounted lamp/beacon, (K47) high-capacity air cleaner, (NZZ) underbody shield and Heavy Duty Front Springs. VYU not available with 20" wheels without Z71 suspension.<br>1 - Requires a Regular Cab models.  | A <sup>1</sup>               | A <sup>1</sup>               | --                   |
| VQT                |                    | <b>LPO, Tonneau cover</b> , Hard tri-folding with vinyl cover, (dealer-installed)<br>1 - Not available with (VPB) soft tonneau cover, LPO, or (5JY) soft-folding tonneau cover, LPO.   | A/D <sup>1</sup>             | A/D <sup>1</sup>             | A/D <sup>1</sup>     |
| VZX                |                    | <b>LPO, Bed liner</b> , (dealer-installed)<br>1 - Not available with (CGN) spray-on bed liner.   | A/D                          | A/D                          | A/D <sup>1</sup>     |
| PCQ                |                    | <b>SLT eAssist Package</b> , includes (L8B) 5.3L V8 eAssist engine, (M5X) 8-speed automatic eAssist transmission, (C5Z) 7,200 lbs. GVWR for 2WD models, (C6C) 7,400 lbs. GVWR for 4WD models, (UF2) LED Lighting, cargo box and (5JY) soft-folding tonneau cover, LPO<br>1 - Includes (GU6) 3.42 rear axle ratio. Requires T*15543 Crew Cab models and (PDT) SLT Crew Cab Premium Plus Package. Not available with (Z71) Off-Road package or (RC7) 20" Tires. Not available with any free flow packages or RPO options other than (V76) Black recovery hooks (available on 2WD models), (K05) engine block heater and (VK3) front license plate kit. No substitutions of the above required or included equipment. | --                           | --                           | A <sup>1</sup>       |

| ADDITIONAL OPTIONS |                    |  |                              |                              |                      |
|--------------------|--------------------|--|------------------------------|------------------------------|----------------------|
| Free Flow RPO Code | Ref. Only RPO Code | Description<br>1 - Equipment Group 1SA available on all models.<br>2 - Equipment Group 3SA available on all models.<br>3 - Equipment group 4SA available on T*15*53, T*15543 and TK15743 Models.   | Regular, Double and Crew Cab | Regular, Double and Crew Cab | Double and Crew Cab  |
|                    |                    |  | Sierra 1SA <sup>1</sup>      | SLE 3SA <sup>2</sup>         | SLT 4SA <sup>3</sup> |
| R9Y                |                    | <b>Fleet Free Maintenance Credit.</b> This option code provides a credit in lieu of the free oil changes, tire rotations and inspections (4 maximum), during the first 24 months and 24,000 miles period for this ordered vehicle. The invoice will detail the applicable credit. The customer will be responsible for all oil change, tire rotations and inspections costs for this vehicle.<br><b>1 - Requires one of the following Fleet or Government order types: FBC, FBN, FCA, FCN, FEF, FLS, FNR, FRC or FGO. Not available with FDR order type.</b> | A <sup>1</sup>               | A <sup>1</sup>               | A <sup>1</sup>       |
| NAA                |                    | <b>LPO, Rocker Guard</b> (dealer-installed)<br><b>1 - Requires Crew Cab or Double Cab model. Not available with the following: (BVQ), (PDB), (PDC), (PDG), (PDT), (STF), (S6L), (RVQ), (RVS), (VXH) or (VXJ).</b>  | A/D <sup>1</sup>             | A/D <sup>1</sup>             | A/D <sup>1</sup>     |
| VBR                |                    | <b>LPO, Rubber bed mat,</b> (dealer-installed)<br><b>1 - Included with (PDH) GMC Interior Protection Package, LPO. Not available with (VZX) bed liner, LPO.</b>  | A/D <sup>1</sup>             | A/D <sup>1</sup>             | A/D <sup>1</sup>     |
| SCZ                |                    | <b>LPO, Tailgate handle,</b> chrome, (dealer-installed)  | --                           | --                           | A/D                  |
| SFE                |                    | <b>LPO, Wheel locks,</b> set of 4 (dealer-installed)<br><b>1 - Not available with LPO 22" wheels RX1, SEV, SEW, SF0 or SF1.</b>  | A/D                          | A/D <sup>1</sup>             | A/D <sup>1</sup>     |
| K47                |                    | <b>Air cleaner,</b> high-capacity<br><b>1 - Included with (VYU) Snow Plow Prep Package.</b><br><b>2 - Included with (Z71) Off-Road Suspension Package or (VYU) Snow Plow Prep Package.</b><br><b>3 - Requires 4WD model. Included and only available with (Z71) Off-Road Suspension Package.</b>   | A <sup>1</sup>               | A <sup>2</sup>               | A <sup>3</sup>       |
| RX1                |                    | <b>LPO, 22" (55.9 cm) 7-spoke Silver wheels with Black inserts,</b> LPO wheels will come with 4 steel 22" wheels from the factory with alignment specs set to 22" LPO wheel selected (dealer-installed)<br><b>1 - Requires (RHH) 22" all-terrain tires. Not available with (NHT) Max Trailering Package. Requires Crew Cab or Double Cab models.</b>   | --                           | A/D <sup>1</sup>             | A/D <sup>1</sup>     |
| SF0                |                    | <b>LPO, 22" (55.9 cm) 6-spoke premium Silver ultra-bright machined wheels,</b> LPO wheels will come with 4 steel 22" wheels from the factory with alignment specs set to 22" LPO wheel selected (dealer-installed)<br><b>1 - Requires (RHH) 22" all-terrain tires. Not available with (NHT) Max Trailering Package. Requires Crew Cab or Double Cab models.</b>  | --                           | A/D <sup>1</sup>             | A/D <sup>1</sup>     |
| SF1                |                    | <b>LPO, 22" (55.9 cm) 7-spoke Silver wheels,</b> LPO wheels will come with 4 steel 22" wheels from the factory with alignment specs set to 22" LPO wheel selected (dealer-installed)<br><b>1 - Requires (RHH) 22" all-terrain tires. Not available with (NHT) Max Trailering Package. Requires Crew Cab or Double Cab models.</b>  | --                           | A/D <sup>1</sup>             | A/D <sup>1</sup>     |
| SEV                |                    | <b>LPO, 22" (55.9 cm) 6-spoke high-gloss Black wheels,</b> LPO wheels will come with 4 steel 22" wheels from the factory with alignment specs set to 22" LPO wheel selected (dealer-installed)<br><b>1 - Requires (RHH) 22" all-terrain tires. Not available with (NHT) Max Trailering Package. Requires Crew Cab or Double Cab models.</b>  | --                           | A/D <sup>1</sup>             | A/D <sup>1</sup>     |

| ADDITIONAL OPTIONS |                    |  |                              |                              |                      |
|--------------------|--------------------|--|------------------------------|------------------------------|----------------------|
| Free Flow RPO Code | Ref. Only RPO Code | Description<br>1 - Equipment Group 1SA available on all models.<br>2 - Equipment Group 3SA available on all models.<br>3 - Equipment group 4SA available on T*15*53, T*15543 and TK15743 Models.   | Regular, Double and Crew Cab | Regular, Double and Crew Cab | Double and Crew Cab  |
|                    |                    |  | Sierra 1SA <sup>1</sup>      | SLE 3SA <sup>2</sup>         | SLT 4SA <sup>3</sup> |
| SEW                |                    | <b>LPO, 22" (55.9 cm) 5-spoke Silver ultra-bright machined wheels with high-gloss Black</b> , LPO wheels will come with 4 steel 22" wheels from the factory with alignment specs set to 22" LPO wheel selected (dealer-installed)<br><b>1 - Requires (RHH) 22" all-terrain tires. Not available with (NHT) Max Trailing Package. Requires Crew Cab or Double Cab models.</b>   | --                           | A/D <sup>1</sup>             | A/D <sup>1</sup>     |
| G80                |                    | <b>Differential</b> , heavy-duty locking rear<br><b>1 - Standard on 4WD models. Included on (PDU) SLE Value Package, (PDA) Texas SLE Value Package or (NHT) Max Trailing Package.</b>  | A                            | ■ <sup>1</sup>               | ■                    |
| FE9                |                    | <b>Emissions</b> , Federal requirements  | A                            | A                            | A                    |
| NE1                |                    | <b>Emissions</b> , Connecticut, Delaware, Maine, Maryland, Massachusetts, New Jersey, New York, Oregon, Pennsylvania, Rhode Island, Vermont and Washington state requirements  | A                            | A                            | A                    |
| NB8                |                    | <b>Emissions override</b> , California (allows a dealer in states that require California emissions - California, Connecticut, Delaware, Maryland, Massachusetts, New Jersey, New York, Oregon, Pennsylvania, Rhode Island or Washington - to order Federal emissions for a vehicle that will be registered in a state that has Federal emission requirements). Do not use for vehicles that will be registered in California, Connecticut, Delaware, Maryland, Massachusetts, New Jersey, New York, Oregon, Pennsylvania, Rhode Island or Washington.<br><b>1 - Requires (FE9) Federal emissions requirements. Not available in Maine or Vermont.</b>                                     | A <sup>1</sup>               | A <sup>1</sup>               | A <sup>1</sup>       |
| NB9                |                    | <b>Emissions override</b> , state-specific (for dealers ordering vehicles in (YF5) or (NE1) emission states - California, Connecticut, Delaware, Maine, Maryland, Massachusetts, New Jersey, New York, Oregon, Pennsylvania, Rhode Island, Vermont and Washington)<br><b>1 - Allows a California dealer (YF5 emissions) to order (NE1) emissions with (NB9) emissions override code for registration in (NE1) states; or, a Connecticut, Delaware, Maine, Maryland, Massachusetts, New Jersey, New York, Oregon, Pennsylvania, Rhode Island, Vermont and Washington dealer (NE1 emissions) to order (YF5) emissions with (NB9) emissions override code for registration in California.</b> | A <sup>1</sup>               | A <sup>1</sup>               | A <sup>1</sup>       |
| NC7                |                    | <b>Emissions override</b> , Federal (for vehicles ordered by dealers in Federal emission states with (YF5) or (NE1) emissions - Not required for vehicles being shipped to California, Connecticut, Delaware, Maine, Maryland, Massachusetts, New Jersey, New York, Oregon, Pennsylvania, Rhode Island, Vermont or Washington)<br><b>1 - Requires (YF5) California state emissions requirements or (NE1) Connecticut, Delaware, Maine, Maryland, Massachusetts, New Jersey, New York, Oregon, Pennsylvania, Rhode Island, Vermont or Washington state emissions requirements.</b>  | A <sup>1</sup>               | A <sup>1</sup>               | A <sup>1</sup>       |
| YF5                |                    | <b>Emissions</b> , California state requirements   | A                            | A                            | A                    |
| K05                |                    | <b>Engine block heater</b>   | A                            | A                            | A                    |

| ADDITIONAL OPTIONS |                    |  |                              |                              |                      |
|--------------------|--------------------|--|------------------------------|------------------------------|----------------------|
| Free Flow RPO Code | Ref. Only RPO Code | Description<br>1 - Equipment Group 1SA available on all models.<br>2 - Equipment Group 3SA available on all models.<br>3 - Equipment group 4SA available on T*15*53, T*15543 and TK15743 Models.   | Regular, Double and Crew Cab | Regular, Double and Crew Cab | Double and Crew Cab  |
|                    |                    |  | Sierra 1SA <sup>1</sup>      | SLE 3SA <sup>2</sup>         | SLT 4SA <sup>3</sup> |
| L83                |                    | <b>Engine</b> , 5.3L EcoTec3 V8, with Active Fuel Management, Direct Injection and Variable Valve Timing, includes aluminum block construction (355 hp [265 kW] @ 5600 rpm, 383 lb-ft of torque [518 Nm] @ 4100 rpm; more than 300 lb-ft of torque from 2000 to 5600 rpm)<br>1 - Standard on T*15743 models.   | A <sup>1</sup>               | A <sup>1</sup>               | □                    |
| L86                |                    | <b>Engine</b> , 6.2L EcoTec3 V8 with Active Fuel Management, Direct Injection and Variable Valve Timing, includes aluminum block construction, (420 hp [313 kW] @ 5600 rpm, 460 lb-ft of torque [624 Nm] @ 4100 rpm)   | --                           | --                           | A                    |
| FHS                |                    | <b>E85 FlexFuel capable</b><br>1 - Optional with (L83) 5.3L EcoTec3 V8 engine with (MYC) 6-speed automatic transmission or included with (LV3) 4.3L EcoTec3 V6 engine. Not available with (ZW9) pickup box delete.<br>2 - Optional with (L83) 5.3L EcoTec3 V8 engine with (MYC) 6-speed automatic transmission.  | A <sup>1</sup>               | A <sup>1</sup>               | A <sup>2</sup>       |
| NHT                |                    | <b>Max Trailering Package</b> , includes 9.76" rear axle, 8-speed transmission with 3.42 or 6-speed transmission with 3.73, (JL1) trailer brake controller, enhanced cooling radiator, revised shock tuning for increased control, heavier duty rear springs and increased RGAWR<br>1 - Requires Crew Cab or Double Cab models. Includes (G80) heavy-duty automatic locking rear differential on 2WD models (already standard on 4WD models) and Z82 Trailering Package. Requires (L83) 5.3L EcoTec3 V8 engine and (DPN) power camper mirrors. Not available with (SXL) Elevation Edition, (Z71) Off-Road Suspension Package. Includes (UHN) 18" X 8.5" bright-machined aluminum wheels. Requires (RKX) 18" tires or may upgrade to (RD3) 20" bright machined aluminum wheels with either (RC7) or (QSS) 20" tires.<br>2 - Requires (RKX) 18" tires or may upgrade to (RD5) 20" chrome wheels with either (RC7) or (QSS) 20" tires. With (L86) 6.2L engine, requires 20" wheels with (QSS) 20" tires. Requires (DQS) power adjustable, power folding camper mirrors. Not available with (GAT) All Terrain Package and (Z71) Off-Road Suspension Package. | --                           | A <sup>1</sup>               | A <sup>2</sup>       |
| GU5                |                    | <b>Rear axle</b> , 3.23 ratio<br>1 - Standard and only available on (LV3) 4.3L EcoTec3 V6 engine with 2WD models.<br>2 - Available with (L86) 6.2L EcoTec3 V8 engine.  | □ <sup>1</sup>               | □ <sup>1</sup>               | A <sup>2</sup>       |
| GU6                |                    | <b>Rear axle</b> , 3.42 ratio<br>1 - Standard on 4WD V6 models. Available with (L83) 5.3L EcoTec3 V8 engine.<br>2 - Included with (PCQ) SLT eAssist Package on TC15543 Crew Cab model. Required with (L83) 5.3L EcoTec3 V8 engine or (L86) 6.2L EcoTec3 V8 engine. Included with (NHT) Max Trailering Package with (L86) 6.2L EcoTec3 V8 engine on Crew Cab models.  | □ <sup>1</sup>               | □ <sup>1</sup>               | A <sup>2</sup>       |
| NZZ                |                    | <b>Underbody shield</b> , transfer case protection<br>1 - Requires 4WD models. Included with (VYU) Snow Plow Prep Package.<br>2 - Requires 4WD models. Included with (VYU) Snow Plow Prep Package or (Z71) Off-Road Suspension Package.<br>3 - Requires 4WD models. Included and only available with (GAT) All Terrain Package or (Z71) Off-Road Suspension Package.   | A <sup>1</sup>               | A <sup>2</sup>               | A <sup>3</sup>       |

| ADDITIONAL OPTIONS |                    |   |                              |                              |                      |
|--------------------|--------------------|---|------------------------------|------------------------------|----------------------|
| Free Flow RPO Code | Ref. Only RPO Code | Description<br>1 - Equipment Group 1SA available on all models.<br>2 - Equipment Group 3SA available on all models.<br>3 - Equipment group 4SA available on T*15*53, T*15543 and TK15743 Models.  | Regular, Double and Crew Cab | Regular, Double and Crew Cab | Double and Crew Cab  |
|                    |                    |   | Sierra 1SA <sup>1</sup>      | SLE 3SA <sup>2</sup>         | SLT 4SA <sup>3</sup> |
| Z71                |                    | <b>Suspension Package</b> , Off-Road, requires 4WD models, includes Z71 chrome side front fender emblems, monotube Rancho brand shocks and (K47) air cleaner, (JHD) Hill Descent Control, (NZZ) underbody shield<br>1 - Includes (UHN) 18" x 8.5" (45.7 cm x 21.6 cm) bright machined aluminum wheels. Not available with (RBZ) P255/70R17 all-season, blackwall tires or (QSS) P275/55R20 all-season, blackwall tires. Requires all-terrain tires.<br>2 - Included with (GAT) All Terrain Package. Not available with (QSS) P275/55R20 all-season, blackwall tires or (RKX) P265/65R18 all-season blackwall tires. Requires all-terrain tires. | --                           | A <sup>1</sup>               | A <sup>2</sup>       |
| Z82                |                    | <b>Trailer equipment</b> , includes trailer hitch, 7-pin and 4-pin connectors<br>1 - Included with (GAT) All Terrain Package, (NHT) Max Trailering Package, (PDA) Texas SLE Value Package or (PDU) SLE Value Package.   | A                            | A <sup>1</sup>               | ■                    |
| JL1                |                    | <b>Trailer brake controller</b> , integrated<br>1 - Requires (Z82) Trailering equipment. Available as a free flow option on Regular Cab when (ZW9) pickup box delete is ordered.<br>2 - Requires (Z82) Trailering equipment. Included with (NHT) Max Trailering Package. Available as a free flow option on Regular Cab when (ZW9) pickup box delete is ordered.<br>3 - Included with (NHT) Max Trailering Package and (PDT) SLT Crew Cab Premium Plus Package.   | A <sup>1</sup>               | A <sup>2</sup>               | A <sup>3</sup>       |
| NQH                |                    | <b>Transfer case</b> , active, 2-speed electronic Autotrac with rotary controls, includes neutral position for dinghy towing<br>1 - Requires 4WD models.<br>2 - Included with 4WD models only.  | A <sup>1</sup>               | ■ <sup>2</sup>               | ■ <sup>2</sup>       |
| WBC                |                    | <b>LPO, Cat-Back Performance Exhaust</b> , (dealer-installed)<br>1 - Requires Crew Cab or Double Cab model and (L83) 5.3L EcoTec3 V8 engine. Not available with (VQZ) polished exhaust tip, LPO.<br>2 - Included with (STF) All Terrain X Package. Requires (L83) 5.3L EcoTec3 V8 engine. Not available with (VQZ) polished exhaust tip, LPO.   | A/D <sup>1</sup>             | A/D <sup>1</sup>             | A/D <sup>2</sup>     |
| 5JL                |                    | <b>LPO, Front Brake Kit-Performance</b> , includes Red Brembo 6-piston brake calipers with larger than stock pads and rotors (front brakes only with GMC logo) (dealer-installed)<br>1 - Requires (SXL) Elevation Edition.<br>2 - Requires 20" or 22" wheels.   | A/D <sup>1</sup>             | A/D <sup>2</sup>             | A/D <sup>2</sup>     |
| SAM                |                    | <b>LPO, Underbody Shield Package</b> , transfer case protection (dealer-installed)<br>1 - Not available on 4WD models with (Z71) Off-Road Suspension Package, (GAT) All Terrain Package, or (NZZ) underbody shield.   | --                           | --                           | A/D <sup>1</sup>     |

S = Standard Equipment A = Available -- (dashes) = Not Available D = ADI Available  
 ■ = Included in Equipment Group □ = Included in Equipment Group but upgradeable

No deletions allowed to Equipment Groups. Additional options may be added; check ordering information section for compatibility.

\*Indicates availability of feature on multiple models. For example, it indicates feature availability on 2WD and 4WD Models or Rear wheel drive and All-wheel drive Models.

Codes listed in the shaded column titled Ref. Only RPO Code are for internal use only and should not be ordered.

| Free Flow RPO Code | Ref. Only RPO Code | Description<br>1 - Equipment Group 1SA available on all models.<br>2 - Equipment Group 3SA available on all models.<br>3 - Equipment group 4SA available on T*15*53, T*15543 and TK15743 Models.  | Regular, Double and Crew Cab | Regular, Double and Crew Cab | Double and Crew Cab  |
|--------------------|--------------------|---|------------------------------|------------------------------|----------------------|
|                    |                    |   | Sierra 1SA <sup>1</sup>      | SLE 3SA <sup>2</sup>         | SLT 4SA <sup>3</sup> |
|                    | KG4                | <b>Alternator</b> , 150 amps<br>1 - Not included with (PCQ) SLT eAssist Package.  | ■                            | ■                            | ■ <sup>1</sup>       |
|                    | A68                | <b>Seat</b> , rear 60/40 folding bench (folds up), 3-passenger, (includes child seat top tether anchor)<br>1 - Requires Crew Cab model.<br>2 - Requires Crew Cab or Double Cab model.   | ■ <sup>1</sup>               | ■ <sup>2</sup>               | ■                    |
|                    | C67                | <b>Air conditioning</b> , single-zone   | ■                            | ■                            |                      |
|                    | LV3                | <b>Engine</b> , 4.3L EcoTec3 V6 with Active Fuel Management, Direct Injection and Variable Valve Timing, includes aluminum block construction with FlexFuel capability, capable of running on unleaded or up to 85% ethanol (285 hp [212 kW] @ 5300 rpm, 305 lb-ft of torque [413 Nm] @ 3900 rpm)<br>1 - Includes (FHS) E85 FlexFuel capability. Not available on T*15743 models. | □ <sup>1</sup>               | □ <sup>1</sup>               |                      |
|                    | GU5                | <b>Rear axle</b> , 3.23 ratio<br>1 - Standard and only available on (LV3) 4.3L EcoTec3 V6 engine with 2WD models.   | □ <sup>1</sup>               | □ <sup>1</sup>               |                      |
|                    | GU6                | <b>Rear axle</b> , 3.42 ratio<br>1 - Standard on 4WD V6 models. Available with (L83) 5.3L EcoTec3 V8 engine.  | □ <sup>1</sup>               | □ <sup>1</sup>               |                      |
|                    | UDC                | <b>Driver Information Center</b> , 3.5-inch diagonal monochromatic display, provides warning messages and basic vehicle information   | ■                            |                              |                      |
|                    | BG9                | <b>Floor covering</b> , Graphite-colored rubberized-vinyl   | □                            |                              |                      |
|                    | AKP                | <b>Glass</b> , solar absorbing, tinted  | ■                            |                              |                      |
|                    | DE2                | <b>Mirrors</b> , outside manual, Black  | ■                            |                              |                      |
|                    | AM7                | <b>Seat</b> , rear full-width folding bench, 3-passenger (includes child seat top tether anchor)<br>1 - Requires Double Cab models.   | ■ <sup>1</sup>               |                              |                      |
|                    | AE7                | <b>Seats</b> , front 40/20/40 split-bench, 3-passenger, driver and front passenger recline with outboard head restraints and center fold-down armrest with storage. Vinyl has fixed lumbar and cloth has manually adjustable driver lumbar.   | ■                            |                              |                      |
|                    | NQG                | <b>Transfer case</b> , with floor-mounted shifter<br>1 - Included with 4WD models only.   | ■ <sup>1</sup>               |                              |                      |
|                    | RD6                | <b>Wheels</b> , 17" x 8" (43.2 cm x 20.3 cm) painted steel  | □                            |                              |                      |



| Free Flow RPO Code | Ref. Only RPO Code | Description<br>1 - Equipment Group 1SA available on all models.<br>2 - Equipment Group 3SA available on all models.<br>3 - Equipment group 4SA available on T*15*53, T*15543 and TK15743 Models.   | Regular, Double and Crew Cab | Regular, Double and Crew Cab | Double and Crew Cab  |
|--------------------|--------------------|--|------------------------------|------------------------------|----------------------|
|                    |                    |  | Sierra 1SA <sup>1</sup>      | SLE 3SA <sup>2</sup>         | SLT 4SA <sup>3</sup> |
|                    | IO5                | <b>Audio system</b> , 8" diagonal Color Touch Screen with GMC Infotainment System, AM/FM/SiriusXM, HD Radio with USB ports, auxiliary jack, Bluetooth streaming audio for music and most phones, Pandora Internet radio and voice-activated technology for radio and phone<br>1 - Upgradeable to (IO6) 8" Diagonal Color Touch audio system with Navigation and GMC Infotainment System.   |                              | ☐ <sup>1</sup>               | ☐ <sup>1</sup>       |
|                    | G80                | <b>Differential</b> , heavy-duty locking rear<br>1 - Standard on 4WD models. Included on (PDU) SLE Value Package, (PDA) Texas SLE Value Package or (NHT) Max Trailering Package.   |                              | ■ <sup>1</sup>               | ■                    |
|                    | UDD                | <b>Driver Information Center</b> , 4.2-inch diagonal color display, includes driver personalization, warning messages and vehicle information  |                              | ■                            | ■                    |
|                    | B30                | <b>Floor covering</b> , color-keyed carpeting  |                              | ■                            | ■                    |
|                    | AKO                | <b>Glass</b> , deep-tinted   |                              | ■                            | ■                    |
|                    | UF2                | <b>LED Lighting</b> , cargo box with switch on center switch bank  |                              | ■                            | ■                    |
|                    | UE1                | <b>OnStar Guidance Plan</b> for 6 months, including Automatic Crash Response, Stolen Vehicle Assistance, Roadside Assistance, Turn-by-Turn Navigation, Advanced Diagnostics and more (trial excludes Hands-Free Calling minutes)<br>1 - Retail orders receive limited service trial. Visit onstar.com for coverage map, details and system limitations. Services vary by model. OnStar acts as a link to existing emergency service providers. Not all vehicles may transmit all crash data.   |                              | ■ <sup>1</sup>               | ■ <sup>1</sup>       |
|                    | VV4                | <b>OnStar 4G LTE</b> and available built-in Wi-Fi hotspot offers a fast and reliable Internet connection for up to 7 devices; includes data trial for 3 months or 3GB (whichever comes first)<br>1 - Available Wi-Fi requires compatible mobile device, active OnStar service and data plan. Data plans provided by AT&T. Visit onstar.com for details and system limitations.   |                              | ■ <sup>1</sup>               | ■ <sup>1</sup>       |
|                    | U2L                | <b>Radio</b> , HD  |                              | ■                            | ■                    |
|                    | AQQ                | <b>Remote Keyless Entry</b><br>1 - Includes (A91) remote locking tailgate.   |                              | ■ <sup>1</sup>               | ■ <sup>1</sup>       |
|                    | TG5                | <b>Single-slot CD/MP3 player</b><br>1 - On Crew Cab model replaced by (U42) rear seat DVD/Blu-Ray Entertainment Package when (U42) Entertainment Package is ordered.   |                              | ■                            | ■ <sup>1</sup>       |
|                    | U2K                | <b>SiriusXM Satellite Radio</b> is standard on nearly all 2018 GM models. Enjoy a 3-month All Access trial subscription with over 150 channels including commercial-free music, plus sports, news and entertainment. Plus listening on the app and online is included, so you'll hear the best SiriusXM has to offer, anywhere life takes you. Welcome to the world of SiriusXM.<br>1 - If you decide to continue service after your trial, the subscription plan you choose will automatically renew thereafter and you will be charged according to your chosen payment method at then-current rates. Fees and taxes apply. To cancel you must call us at 1-866-635-2349. See our Customer Agreement for complete terms at www.siriusxm.com. All fees and programming subject to change. |                              | ■ <sup>1</sup>               | ■ <sup>1</sup>       |
|                    | NP5                | <b>Steering wheel</b> , leather-wrapped with audio and cruise controls   |                              | ■                            | ■                    |

| Free Flow RPO Code | Ref. Only RPO Code | Description<br>1 - Equipment Group 1SA available on all models.<br>2 - Equipment Group 3SA available on all models.<br>3 - Equipment group 4SA available on T*15*53, T*15543 and TK15743 Models.   | Regular, Double and Crew Cab | Regular, Double and Crew Cab | Double and Crew Cab  |
|--------------------|--------------------|--|------------------------------|------------------------------|----------------------|
|                    |                    |  | Sierra 1SA <sup>1</sup>      | SLE 3SA <sup>2</sup>         | SLT 4SA <sup>3</sup> |
|                    | UK3                | <b>Steering wheel audio controls</b>   |                              | ■                            | ■                    |
|                    | PPA                | <b>Tailgate</b> , EZ-Lift and Lower  |                              | ■                            | ■                    |
| NQH                |                    | <b>Transfer case</b> , active, 2-speed electronic Autotrac with rotary controls, includes neutral position for dinghy towing<br>1 - Included with 4WD models only.   |                              | ■ <sup>1</sup>               | ■ <sup>1</sup>       |
|                    | DH6                | <b>Visors</b> , driver and front passenger illuminated vanity mirrors  |                              | ■                            | ■                    |
|                    | B1J                | <b>Wheelhouse liners</b> , rear<br>1 - Requires Crew Cab or Double Cab model.  |                              | ■ <sup>1</sup>               | ■ <sup>1</sup>       |
|                    | A31                | <b>Windows</b> , power with driver express up and down and express down on all other windows   |                              | ■                            | ■                    |
|                    | D75                | <b>Door handles</b> , body-color   |                              | ■                            |                      |
|                    | B32                | <b>Floor mats</b> , rubberized-vinyl front<br>1 - Not available with (BG9) graphite-colored rubberized-vinyl floor covering.   |                              | ■ <sup>1</sup>               |                      |
|                    | B33                | <b>Floor mats</b> , rubberized-vinyl rear for Crew Cab and Double Cab models only<br>1 - Not available with (BG9) graphite-colored rubberized-vinyl floor covering.  |                              | ■ <sup>1</sup>               |                      |
|                    | DP6                | <b>Mirror caps</b> , body-color<br>1 - Deleted when (DPN) power camper mirrors are ordered.  |                              | ■ <sup>1</sup>               |                      |
|                    | DL8                | <b>Mirrors</b> , outside heated power-adjustable, (includes driver's side spotter mirror)<br>1 - Body Color.   |                              | □ <sup>1</sup>               |                      |
|                    | B86                | <b>Moldings</b> , bodyside, body color   |                              | ■                            |                      |
| AZ3                |                    | <b>Seats</b> , front 40/20/40 split-bench, 3-passenger. Includes driver and front passenger recline with outboard head restraints and center fold-down armrest with storage. Includes manually adjustable driver lumbar, lockable storage compartment in seat cushion, and storage pockets |                              | □                            |                      |
|                    | Q5W                | <b>Wheels</b> , 17" x 8" (43.2 cm x 20.3 cm) premium painted aluminum, bright machined   |                              | □                            |                      |
|                    | CJ2                | <b>Air conditioning</b> , dual-zone automatic climate control  |                              |                              | ■                    |
|                    | KNP                | <b>Cooling</b> , auxiliary external transmission oil cooler  |                              |                              | ■                    |
| C49                |                    | <b>Defogger</b> , rear-window electric   |                              |                              | ■                    |
|                    | E20                | <b>Door handles</b> , chrome   |                              |                              | ■                    |
| L83                |                    | <b>Engine</b> , 5.3L EcoTec3 V8, with Active Fuel Management, Direct Injection and Variable Valve Timing, includes aluminum block construction (355 hp [265 kW] @ 5600 rpm, 383 lb-ft of torque [518 Nm] @ 4100 rpm; more than 300 lb-ft of torque from 2000 to 5600 rpm)                  |                              |                              | □                    |
|                    | B58                | <b>Floor mats</b> , color-keyed carpeted first and second row<br>1 - Not available with (GAT) All Terrain Package.   |                              |                              | ■ <sup>1</sup>       |
| T3U                |                    | <b>Fog lamps</b> , thin profile LED  |                              |                              | ■                    |

| Free Flow RPO Code | Ref. Only RPO Code | Description<br>1 - Equipment Group 1SA available on all models.<br>2 - Equipment Group 3SA available on all models.<br>3 - Equipment group 4SA available on T*15*53, T*15543 and TK15743 Models.   | Regular, Double and Crew Cab | Regular, Double and Crew Cab | Double and Crew Cab  |
|--------------------|--------------------|--|------------------------------|------------------------------|----------------------|
|                    |                    |  | Sierra 1SA <sup>1</sup>      | SLE 3SA <sup>2</sup>         | SLT 4SA <sup>3</sup> |
|                    | DD8                | <b>Mirror</b> , inside rearview auto-dimming   |                              |                              | ■                    |
|                    | DP9                | <b>Mirror caps</b> , chrome<br>1 - Not available with (GAT) All Terrain Package.   |                              |                              | ■ <sup>1</sup>       |
|                    | DL3                | <b>Mirrors</b> , outside chrome cap, heated power-adjustable, power-folding and driver-side auto-dimming, with integrated turn signal indicators and puddle lamps (includes driver's side spotter mirror)  |                              |                              | ■                    |
|                    | B85                | <b>Moldings</b> , bodyside, chrome   |                              |                              | ■                    |
|                    | JF4                | <b>Pedals</b> , power-adjustable   |                              |                              | ■                    |
|                    | KI4                | <b>Power outlet</b> , 110-volt AC  |                              |                              | ■                    |
|                    | GU4                | <b>Rear axle</b> , 3.08 ratio<br>1 - Standard and only available on (L83) 5.3L EcoTec3 V8 engine. Not available with (RD3) 20" ultra bright machined aluminum wheels, (NZP) 20" chrome clad aluminum, (RD5) 20" polished aluminum, (NZH) 20" ultra bright machined aluminum with painted accents or 22" LPO wheels.                              |                              |                              | □ <sup>1</sup>       |
|                    | BTV                | <b>Remote vehicle starter system</b>   |                              |                              | ■                    |
|                    | KA1                | <b>Seating</b> , heated driver and front passenger, Only available on Crew Cab and Double Cab models.  |                              |                              | ■                    |
|                    | B3F                | <b>Seats</b> , front 40/20/40 leather-appointed split-bench, 3-passenger with (KA1) heated seat cushions and seat backs. Includes 10-way power driver and front passenger seat adjusters, including driver/front passenger power recline, driver/front passenger power lumbar, 2-position driver memory and adjustable outboard head restraints. |                              |                              | □                    |
|                    | N37                | <b>Steering column</b> , manual Tilt-Wheel and telescoping   |                              |                              | ■                    |
|                    |                    | <b>Taillamps</b> , LED with signature  |                              |                              | ■                    |
|                    | UTJ                | <b>Theft-deterrent system</b> , unauthorized entry   |                              |                              | ■                    |
|                    | RC4                | <b>Tire</b> , spare P265/70R17 all-season, blackwall   |                              |                              | ■                    |
|                    | RKX                | <b>Tires</b> , P265/65R18 all-season, blackwall  |                              |                              | □                    |
|                    | Z82                | <b>Trailer equipment</b> , includes trailer hitch, 7-pin and 4-pin connectors  |                              |                              | ■                    |
|                    | UG1                | <b>Universal Home Remote</b>   |                              |                              | ■                    |
|                    | RCW                | <b>Wheels</b> , 18" x 8.5" (45.7 cm x 21.6 cm) polished aluminum   |                              |                              | □                    |

S = Standard Equipment A = Available -- (dashes) = Not Available D = ADI Available

■ = Included in Equipment Group □ = Included in Equipment Group but upgradeable

\*Indicates availability of feature on multiple models. For example, it indicates feature availability on 2WD and 4WD Models or Rear wheel drive and All-wheel drive Models.

Codes listed in the shaded column titled Ref. Only RPO Code are for internal use only and should not be ordered.

| Free Flow RPO Code | Ref. Only RPO Code | Description<br>1 - Equipment Group 1SA available on all models.<br>2 - Equipment Group 3SA available on all models.<br>3 - Equipment group 4SA available on T*15*53, T*15543 and TK15743 Models.   | Regular, Double and Crew Cab | Regular, Double and Crew Cab | Double and Crew Cab  |
|--------------------|--------------------|--|------------------------------|------------------------------|----------------------|
|                    |                    |  | Sierra 1SA <sup>1</sup>      | SLE 3SA <sup>2</sup>         | SLT 4SA <sup>3</sup> |
| PCR                |                    | <b>Sierra Fleet Convenience Package</b> , includes (DL8) outside heated power-adjustable mirrors, (A91) remote locking tailgate and (AQQ) Remote Keyless Entry. For Regular Cab also includes (A31) power windows.<br><br>1 - Not available with (SXL) Elevation Edition. (DL8) outside heated power-adjustable mirrors can be upgraded to (DPN) power camper mirrors. If (ZW9) pickup box delete is ordered (A91) remote locking tailgate will not be included.   | A <sup>1</sup>               | --                           | --                   |
| PCY                |                    | <b>SLE Fleet Preferred Package</b> , includes (AG1) driver 10-way power seat adjuster with (AZ3) front 40/20/40 split-bench seat only, (T3U) LED front fog lamps, (C49) rear-window defogger, (K14) 110-volt power outlet. For Crew Cab and Double Cab also includes: (CJ2) dual zone climate control,<br><br>1 - (AG1) driver 6-way power seat adjuster only included with (AZ3) Cloth bench seat. Not available with (PDU) SLE Value Package, (PDA) Texas SLE Value Package (contents of PCY already included in PDU and PDA).   | --                           | A <sup>1</sup>               | --                   |
| PCV                |                    | <b>SLE Fleet Convenience Package</b> , For Crew Cab and Double Cab, includes (UG1) Universal Home Remote, (JF4) adjustable power pedals, (C49) rear-window defogger and (A48) sliding rear window  | --                           | A                            | --                   |
| PCM                |                    | <b>SLT Preferred Package</b> , includes (UD5) Front and Rear Park Assist, (UVD) heated steering wheel and (A48) sliding rear window<br><br>1 - Not available with (PDG) All Terrain SLT Premium Package. (contents of PCM already included in PDG package)   | --                           | --                           | A <sup>1</sup>       |
| Y86                |                    | <b>Enhanced Driver Alert Package</b> , includes (UHX) Lane Keep Assist, (TQ5) IntelliBeam headlamps, (UHY) Low Speed Forward Automatic Braking, (UD5) Front and Rear Park Assist and (UEU) Forward Collision Alert, Safety Alert Seat<br><br>1 - Requires Regular Cab model. Requires (AG1) driver 10-way power seat-adjuster, (AZ3) seats 40/20/40 split-bench with (H0U) Jet Black cloth interior trim, (PCY) SLE Fleet Preferred Package, (L83) 5.3L EcoTec3 V8 engine and (N37) manual tilt and telescopic steering column.<br>2 - Included with (PDT) SLT Crew Cab Premium Plus Package. Requires Crew Cab or Double Cab model. Requires (PCM) SLT Preferred Package, (KQV) heated and ventilated driver and front passenger seating, (AN3) front bucket seats and (H3A), (H3B) or (H3C) interior trim. Not available with (GAT) All Terrain Package. | --                           | A <sup>1</sup>               | A <sup>2</sup>       |
|                    | UHY                | <b>Low Speed Forward Automatic Braking</b><br>1 - Included and only available with (Y86) Enhanced Driver Alert Package.  | --                           | A <sup>1</sup>               | A <sup>1</sup>       |
|                    | UEU                | <b>Forward Collision Alert</b><br>1 - Included and only available with (Y86) Enhanced Driver Alert Package.  | --                           | A <sup>1</sup>               | A <sup>1</sup>       |
|                    | UHX                | <b>Lane Keep Assist</b> , helps keep vehicle centered in sensed lane<br>1 - Included and only available with (Y86) Enhanced Driver Alert Package.  | --                           | A <sup>1</sup>               | A <sup>1</sup>       |

| Free Flow RPO Code | Ref. Only RPO Code | Description<br>1 - Equipment Group 1SA available on all models.<br>2 - Equipment Group 3SA available on all models.<br>3 - Equipment group 4SA available on T*15*53, T*15543 and TK15743 Models.  | Regular, Double and Crew Cab | Regular, Double and Crew Cab | Double and Crew Cab  |
|--------------------|--------------------|---|------------------------------|------------------------------|----------------------|
|                    |                    |   | Sierra 1SA <sup>1</sup>      | SLE 3SA <sup>2</sup>         | SLT 4SA <sup>3</sup> |
|                    | TQ5                | <b>Headlight, IntelliBeam</b> , automatic high beam on/off<br>1 - Included and only available with (Y86) Enhanced Driver Alert Package.   | --                           | A <sup>1</sup>               | A <sup>1</sup>       |
|                    |                    | <b>Safety Alert Seat</b><br>1 - Included and only available with (Y86) Enhanced Driver Alert Package.   | --                           | A <sup>1</sup>               | A <sup>1</sup>       |
|                    | AY0                | <b>Air bags</b> , dual-stage frontal and side-impact, driver and front passenger and head-curtain and seat-mounted side-impact, front and rear outboard seating positions with Passenger Sensing System<br>1 - Always use safety belts and child restraints. Children are safer when properly secured in a rear seat in the appropriate child restraint. See the Owner's Manual for more information. | S <sup>1</sup>               | S <sup>1</sup>               | S <sup>1</sup>       |
|                    | C67                | <b>Air conditioning</b> , single-zone   | ■                            | ■                            | --                   |
|                    | CJ2                | <b>Air conditioning</b> , dual-zone automatic climate control<br>1 - Requires Crew Cab or Double Cab model. Included and only available with (PCY) SLE Fleet Preferred Package, (PDU) SLE Value Package or (PDA) Texas SLE Value Package.   | --                           | A <sup>1</sup>               | ■                    |
|                    |                    | <b>Assist handle</b> , front passenger on A-pillar  | S                            | S                            | S                    |
|                    | IOB                | <b>Audio system</b> , 7" diagonal Color Touch Screen with GMC Infotainment System, AM/FM with USB ports, auxiliary jack, Bluetooth streaming audio for music and most phones, Pandora Internet radio and voice-activated technology for radio and phone   | S                            | --                           | --                   |
|                    | IO5                | <b>Audio system</b> , 8" diagonal Color Touch Screen with GMC Infotainment System, AM/FM/SiriusXM, HD Radio with USB ports, auxiliary jack, Bluetooth streaming audio for music and most phones, Pandora Internet radio and voice-activated technology for radio and phone<br>1 - Upgradeable to (IO6) 8" Diagonal Color Touch audio system with Navigation and GMC Infotainment System.              | --                           | □ <sup>1</sup>               | □ <sup>1</sup>       |
|                    | IO6                | <b>Audio system</b> , 8" diagonal Color Touch Screen Navigation with GMC Infotainment System, AM/FM/SiriusXM, HD Radio with USB ports, auxiliary jack, Bluetooth streaming audio for music and most phones, Pandora Internet radio and voice-activated technology for radio and phone<br>1 - Included with (PDT) SLT Crew Cab Premium Plus Package.   | --                           | A                            | A <sup>1</sup>       |
|                    | TG5                | <b>Single-slot CD/MP3 player</b><br>1 - On Crew Cab model replaced by (U42) rear seat DVD/Blu-Ray Entertainment Package when (U42) Entertainment Package is ordered.  | --                           | ■                            | ■ <sup>1</sup>       |

| Free Flow RPO Code | Ref. Only RPO Code | Description<br>1 - Equipment Group 1SA available on all models.<br>2 - Equipment Group 3SA available on all models.<br>3 - Equipment group 4SA available on T*15*53, T*15543 and TK15743 Models.   | Regular, Double and Crew Cab | Regular, Double and Crew Cab | Double and Crew Cab  |
|--------------------|--------------------|--|------------------------------|------------------------------|----------------------|
|                    |                    |  | Sierra 1SA <sup>1</sup>      | SLE 3SA <sup>2</sup>         | SLT 4SA <sup>3</sup> |
| U2K                |                    | <p><b>SiriusXM Satellite Radio</b> is standard on nearly all 2018 GM models. Enjoy a 3-month All Access trial subscription with over 150 channels including commercial-free music, plus sports, news and entertainment. Plus listening on the app and online is included, so you'll hear the best SiriusXM has to offer, anywhere life takes you. Welcome to the world of SiriusXM.</p> <p>1 - Requires (UE1) OnStar. If you decide to continue service after your trial, the subscription plan you choose will automatically renew thereafter and you will be charged according to your chosen payment method at then-current rates. Fees and taxes apply. To cancel you must call us at 1-866-635-2349. See our Customer Agreement for complete terms at www.siriusxm.com. All fees and programming subject to change.</p> <p>2 - If you decide to continue service after your trial, the subscription plan you choose will automatically renew thereafter and you will be charged according to your chosen payment method at then-current rates. Fees and taxes apply. To cancel you must call us at 1-866-635-2349. See our Customer Agreement for complete terms at www.siriusxm.com. All fees and programming subject to change.</p> | A <sup>1</sup>               | ■ <sup>2</sup>               | ■ <sup>2</sup>       |
|                    | UQ3                | <b>6-speaker audio system</b>  | S                            | S                            | S                    |
|                    | U2L                | <b>Radio, HD</b>   | --                           | ■                            | ■                    |
| UQA                |                    | <p><b>Bose Sound</b> with 6 speaker system, (7 speaker system including subwoofer when ordered with bucket seats)</p> <p>1 - Requires Crew Cab or Double Cab model and (KI4) 110-volt power outlet.</p> <p>2 - Included in (PDT) SLT Crew Cab Premium Plus Package, (GAT) All Terrain Package, (PDB) SLT Premium Package or (PDC) Texas SLT Premium Package. Required when (L86) 6.2L EcoTec3 V8 engine and (AN3) bucket seat are ordered and includes (NKC) noise control system.</p>   | --                           | A <sup>1</sup>               | A <sup>2</sup>       |
|                    | UQG                | <p><b>6-speaker audio system</b>, included with (NKC) Active Noise Cancellation</p> <p>1 - Not available with (UQA) Bose Sound speakers. Included and only available with the combination of (L86) 6.2L V8 EcoTec3 engine and (B3F) bench seat.</p>  | --                           | --                           | A <sup>1</sup>       |
|                    | NKC                | <p><b>Active Noise Cancellation</b></p> <p>1 - Included and only available with (L86) 6.2L EcoTec3 V8 engine.</p>  | --                           | --                           | A <sup>1</sup>       |
|                    |                    | <b>Bluetooth for phone</b> , personal cell phone connectivity to vehicle audio system  | S                            | S                            | S                    |
|                    | D07                | <p><b>Console</b>, floor mounted, with cup holders, cell phone storage, power cord management, hanging file holder capability and (K4C) wireless charging</p> <p>1 - Requires Crew Cab or Double Cab. Included and only available with (A95) front bucket seats.</p> <p>2 - Included and only available with (AN3) front bucket seats.</p>   | --                           | A <sup>1</sup>               | A <sup>2</sup>       |
|                    | K34                | <b>Cruise control</b> , steering wheel-mounted   | S                            | S                            | S                    |
|                    |                    | <b>Instrumentation</b> , 6-gauge cluster featuring speedometer, fuel level, engine temperature, tachometer, voltage and oil pressure   | S                            | S                            | S                    |
|                    | UDC                | <b>Driver Information Center</b> , 3.5-inch diagonal monochromatic display, provides warning messages and basic vehicle information  | ■                            | --                           | --                   |

| Free Flow RPO Code | Ref. Only RPO Code | Description<br>1 - Equipment Group 1SA available on all models.<br>2 - Equipment Group 3SA available on all models.<br>3 - Equipment group 4SA available on T*15*53, T*15543 and TK15743 Models.  | Regular, Double and Crew Cab | Regular, Double and Crew Cab | Double and Crew Cab  |
|--------------------|--------------------|---|------------------------------|------------------------------|----------------------|
|                    |                    |   | Sierra 1SA <sup>1</sup>      | SLE 3SA <sup>2</sup>         | SLT 4SA <sup>3</sup> |
|                    | UDD                | <b>Driver Information Center</b> , 4.2-inch diagonal color display, includes driver personalization, warning messages and vehicle information   | --                           | ■                            | ■                    |
| C49                |                    | <b>Defogger</b> , rear-window electric<br>1 - Included with (PCV) SLE Fleet Convenience Package, (PCY) SLE Fleet Preferred Package, (PDU) SLE Value Package or (PDA) Texas SLE Value Package.   | A                            | A <sup>1</sup>               | ■                    |
|                    | AU3                | <b>Door locks</b> , power   | S                            | S                            | S                    |
| BTV                |                    | <b>Remote vehicle starter system</b><br>1 - Included with (PDU) SLE Value Package or (PDA) Texas SLE Value Package.   | --                           | A <sup>1</sup>               | ■                    |
|                    | AQQ                | <b>Remote Keyless Entry</b><br>1 - Included and only available with (PCR) Sierra Fleet Convenience Package and (SXL) Elevation Edition. Includes (A91) remote locking tailgate.<br>2 - Includes (A91) remote locking tailgate.  | A <sup>1</sup>               | ■ <sup>2</sup>               | ■ <sup>2</sup>       |
|                    | A91                | <b>Remote Locking Tailgate</b><br>1 - Included and only available with (AQQ) Remote Keyless Entry.  | A <sup>1</sup>               | A <sup>1</sup>               | A <sup>1</sup>       |
|                    | A60                | <b>Tailgate</b> , locking, utilizes same key as ignition and door   | S                            | --                           | --                   |
| U42                |                    | <b>Entertainment Package</b> , rear seat DVD/Blu-Ray player with 9.2 inch LCD display, 2 sets of wireless headphones and A/V remote control<br>1 - Requires Crew Cab model, (AN3) front bucket seats and (UQA) Bose premium audio system. Replaces (TG5) single-slot CD/MP3 player.                                 | --                           | --                           | A <sup>1</sup>       |
| BG9                |                    | <b>Floor covering</b> , Graphite-colored rubberized-vinyl   | □                            | A                            | --                   |
| B30                |                    | <b>Floor covering</b> , color-keyed carpeting<br>1 - Included with (SXL) Elevation Edition.   | A <sup>1</sup>               | ■                            | ■                    |
|                    | B32                | <b>Floor mats</b> , rubberized-vinyl front<br>1 - Included and only available with (B30) color-keyed carpeting. Not available with (BG9) graphite-colored rubberized-vinyl floor covering.<br>2 - Not available with (BG9) graphite-colored rubberized-vinyl floor covering.  | A <sup>1</sup>               | ■ <sup>2</sup>               | --                   |
|                    | B33                | <b>Floor mats</b> , rubberized-vinyl rear for Crew Cab and Double Cab models only<br>1 - Included and only available with (B30) color-keyed carpeting. Not available with (BG9) graphite-colored rubberized-vinyl floor covering.<br>2 - Not available with (BG9) graphite-colored rubberized-vinyl floor covering. | A <sup>1</sup>               | ■ <sup>2</sup>               | --                   |
|                    | B58                | <b>Floor mats</b> , color-keyed carpeted first and second row<br>1 - Not available with (GAT) All Terrain Package.  | --                           | --                           | ■ <sup>1</sup>       |
|                    | DD8                | <b>Mirror</b> , inside rearview auto-dimming<br>1 - Included and only available with (DPN) power camper mirror.   | A <sup>1</sup>               | A <sup>1</sup>               | ■                    |

| Free Flow RPO Code | Ref. Only RPO Code | Description<br>1 - Equipment Group 1SA available on all models.<br>2 - Equipment Group 3SA available on all models.<br>3 - Equipment group 4SA available on T*15*53, T*15543 and TK15743 Models.   | Regular, Double and Crew Cab | Regular, Double and Crew Cab | Double and Crew Cab  |
|--------------------|--------------------|--|------------------------------|------------------------------|----------------------|
|                    |                    |  | Sierra 1SA <sup>1</sup>      | SLE 3SA <sup>2</sup>         | SLT 4SA <sup>3</sup> |
| UE1                |                    | <b>OnStar</b> Guidance Plan for 6 months, including Automatic Crash Response, Stolen Vehicle Assistance, Roadside Assistance, Turn-by-Turn Navigation, Advanced Diagnostics and more (trial excludes Hands-Free Calling minutes)<br>1 - Retail orders receive limited service trial. Visit <a href="http://onstar.com">onstar.com</a> for coverage map, details and system limitations. Services vary by model. OnStar acts as a link to existing emergency service providers. Not all vehicles may transmit all crash data.   | A <sup>1</sup>               | ■ <sup>1</sup>               | ■ <sup>1</sup>       |
|                    | VV4                | <b>OnStar 4G LTE</b> and available built-in Wi-Fi hotspot offers a fast and reliable Internet connection for up to 7 devices; includes data trial for 3 months or 3GB (whichever comes first)<br>1 - Included and only available with (UE1) OnStar. Available Wi-Fi requires compatible mobile device, active OnStar service and data plan. Data plans provided by AT&T. Visit <a href="http://onstar.com">onstar.com</a> for details and system limitations.<br>2 - Available Wi-Fi requires compatible mobile device, active OnStar service and data plan. Data plans provided by AT&T. Visit <a href="http://onstar.com">onstar.com</a> for details and system limitations. | A <sup>1</sup>               | ■ <sup>2</sup>               | ■ <sup>2</sup>       |
|                    | JF4                | <b>Pedals</b> , power-adjustable<br>1 - Requires Crew Cab or Double Cab. Included and only available with (PCV) SLE Fleet Convenience Package.   | --                           | A <sup>1</sup>               | ■                    |
| KI4                |                    | <b>Power outlet</b> , 110-volt AC<br>1 - Included with (SXL) Elevation Edition.<br>2 - Included with (PCY) SLE Fleet Preferred Package, (PDU) SLE Value Package or (PDA) Texas SLE Value Package.  | A <sup>1</sup>               | A <sup>2</sup>               | ■                    |
|                    | UVC                | <b>Rear Vision Camera</b><br>1 - Deleted with (ZW9) pickup box delete.   | S <sup>1</sup>               | S <sup>1</sup>               | S                    |
| T4Z                |                    | <b>Safety belt assurance system</b> , prevents vehicle from being shifted out of Park until driver and/or passenger seat belts are fastened<br>1 - Requires a fleet or government order type (FBC, FBN, FCN, FGO, FLS or FRN).   | A <sup>1</sup>               | A <sup>1</sup>               | A <sup>1</sup>       |
|                    | AE7                | <b>Seats</b> , front 40/20/40 split-bench, 3-passenger, driver and front passenger recline with outboard head restraints and center fold-down armrest with storage. Vinyl has fixed lumbar and cloth has manually adjustable driver lumbar.  | ■                            | --                           | --                   |
| AZ3                |                    | <b>Seats</b> , front 40/20/40 split-bench, 3-passenger. Includes driver and front passenger recline with outboard head restraints and center fold-down armrest with storage. Includes manually adjustable driver lumbar, lockable storage compartment in seat cushion, and storage pockets<br>1 - Requires (IOB) 7" diagonal color touch screen display radio with GMC Infotainment System. Includes (AG1) driver 10-way power seat-adjuster and requires (H2R) Dark Ash or (H0U) Jet Black interior trim. Not Available with (H0U) Jet Black interior trim on Double Cab.   | A <sup>1</sup>               | □                            | --                   |
| A95                |                    | <b>Seats</b> , front cloth bucket with (KA1) heated seat cushions and seat backs. Includes 10-way power driver and 6-way power front passenger seat adjusters, including driver/front passenger power recline and driver/front passenger power lumbar. Also includes adjustable head restraints, (D07) floor console and storage pockets.<br>1 - Requires Crew Cab or Double Cab. Includes (K4C) wireless charging.  | --                           | A <sup>1</sup>               | --                   |



| Free Flow RPO Code | Ref. Only RPO Code | Description<br>1 - Equipment Group 1SA available on all models.<br>2 - Equipment Group 3SA available on all models.<br>3 - Equipment group 4SA available on T*15*53, T*15543 and TK15743 Models.   | Regular, Double and Crew Cab | Regular, Double and Crew Cab | Double and Crew Cab  |
|--------------------|--------------------|--|------------------------------|------------------------------|----------------------|
|                    |                    |  | Sierra 1SA <sup>1</sup>      | SLE 3SA <sup>2</sup>         | SLT 4SA <sup>3</sup> |
|                    | B3F                | <b>Seats</b> , front 40/20/40 leather-appointed split-bench, 3-passenger with (KA1) heated seat cushions and seat backs. Includes 10-way power driver and front passenger seat adjusters, including driver/front passenger power recline, driver/front passenger power lumbar, 2-position driver memory and adjustable outboard head restraints.   | --                           | --                           | □                    |
| AN3                |                    | <b>Seats</b> , front full-feature leather-appointed bucket with (KA1) heated seat cushions and seat backs. Includes 10-way power driver and front passenger seat adjusters, including 2-way power lumbar control, 2-position driver memory, adjustable head restraints, (D07) floor console and storage pockets.<br><b>1 - Includes (K4C) wireless charging. Included with (PDT) SLT Crew Cab Premium Plus Package or (GAT) All Terrain Package.</b> | --                           | --                           | A <sup>1</sup>       |
|                    | AM7                | <b>Seat</b> , rear full-width folding bench, 3-passenger (includes child seat top tether anchor)<br><b>1 - Requires Double Cab models.</b>   | ■ <sup>1</sup>               | --                           | --                   |
|                    | A68                | <b>Seat</b> , rear 60/40 folding bench (folds up), 3-passenger, (includes child seat top tether anchor)<br><b>1 - Requires Crew Cab model.</b><br><b>2 - Requires Crew Cab or Double Cab model.</b>  | ■ <sup>1</sup>               | ■ <sup>2</sup>               | ■                    |
| AG1                |                    | <b>Seat adjuster</b> , driver 10-way power<br><b>1 - Included and only available with (AZ3) front 40/20/40 split-bench cloth seat. Requires (H2R) Dark Ash or (H0U) Jet Black seat trim.</b><br><b>2 - Requires (AZ3) bench seat. Included with (PCY) SLE Fleet Preferred Package, (PDU) SLE Value Package or (PDA) Texas SLE Value Package.</b>   | A <sup>1</sup>               | A <sup>2</sup>               | --                   |
| KA1                |                    | <b>Seating</b> , heated driver and front passenger, Only available on Crew Cab and Double Cab models.<br><b>1 - Requires Crew Cab or Double Cab model. Requires (AG1) driver 10-way power seat adjuster when ordering (AZ3) front 40/20/40 split-bench seat. Included with (A95) front bucket seats.</b>   | --                           | A <sup>1</sup>               | ■                    |
| KQV                |                    | <b>Seating</b> , heated and ventilated perforated leather-appointed front bucket<br><b>1 - Included with (PDT) SLT Crew Cab Premium Plus Package. Requires (AN3) front bucket seats and (H3A), (H3B) or (H3C) perforated leather-appointed seat trims. Not available with (GAT) All Terrain Package.</b>   | --                           | --                           | A <sup>1</sup>       |
|                    | NP5                | <b>Steering wheel</b> , leather-wrapped with audio and cruise controls   | --                           | ■                            | ■                    |
|                    | UK3                | <b>Steering wheel audio controls</b>   | --                           | ■                            | ■                    |
|                    | UVD                | <b>Steering wheel</b> , heated, leather wrapped with audio and cruise controls<br><b>1 - Included and only available with (PDT) SLT Crew Cab Premium Plus Package, (PCM) SLT Preferred Package or (PDG) All Terrain SLT Premium Package.</b>   | --                           | --                           | A <sup>1</sup>       |
|                    | N33                | <b>Steering column</b> , manual Tilt-Wheel   | S                            | S                            | --                   |
| N37                |                    | <b>Steering column</b> , manual Tilt-Wheel and telescoping<br><b>1 - Included with (PDU) All Star Edition or (PDA) Texas SLE Value Package. Not available with (LV3) 4.3L EcoTec3 V6 engine. Requires (K14) 110 V power outlet and (A95) front bucket seats or (AG1) 10-way power adjuster with (AZ3) 40/20/40 split-bench seat.</b>   | --                           | A <sup>1</sup>               | ■                    |
| CF5                |                    | <b>Sunroof</b> , power<br><b>1 - Requires Crew Cab model.</b>  | --                           | --                           | A <sup>1</sup>       |

| Free Flow RPO Code | Ref. Only RPO Code | Description<br>1 - Equipment Group 1SA available on all models.<br>2 - Equipment Group 3SA available on all models.<br>3 - Equipment group 4SA available on T*15*53, T*15543 and TK15743 Models.  | Regular, Double and Crew Cab | Regular, Double and Crew Cab | Double and Crew Cab  |
|--------------------|--------------------|---|------------------------------|------------------------------|----------------------|
|                    |                    |   | Sierra 1SA <sup>1</sup>      | SLE 3SA <sup>2</sup>         | SLT 4SA <sup>3</sup> |
|                    | TDM                | <b>Teen Driver</b> mode, a configurable feature that lets you activate customizable vehicle settings associated with a key fob, to encourage safe driving behavior. It can limit certain vehicle features, and it prevents certain safety systems from being turned off. An in-vehicle report gives you information on your teen's driving habits and helps you to continue to coach your new driver  | S                            | S                            | S                    |
|                    | UTJ                | <b>Theft-deterrent system</b> , unauthorized entry<br>1 - Included and only available with (BTV) remote vehicle starter.  | --                           | A <sup>1</sup>               | ■                    |
|                    | UJM                | <b>Tire Pressure Monitoring System</b> with Tire Fill Alert (does not apply to spare tire)  | S                            | S                            | S                    |
| 9L7                |                    | <b>Upfitter switches</b> , (4) Provides 4-30 amp circuits to facilitate installation of aftermarket electrical accessories  | A                            | --                           | --                   |
|                    | UG1                | <b>Universal Home Remote</b><br>1 - Requires Crew Cab and Double Cab models. Included and only available with (PCV) SLE Fleet Convenience Package, (PDU) SLE Value Package or (PDA) Texas SLE Value Package.  | --                           | A <sup>1</sup>               | ■                    |
|                    | DH6                | <b>Visors</b> , driver and front passenger illuminated vanity mirrors   | --                           | ■                            | ■                    |
|                    | A48                | <b>Window</b> , power, rear sliding with rear defogger<br>1 - Requires Crew Cab or Double Cab. Included and only available with (PCV) SLE Fleet Convenience Package.<br>2 - Included and only available with (PDT) SLT Crew Cab Premium Plus Package, (PCM) SLT Preferred Package and (PDG) All Terrain SLT Premium Package.  | --                           | A <sup>1</sup>               | A <sup>2</sup>       |
|                    | A31                | <b>Windows</b> , power with driver express up and down and express down on all other windows<br>1 - Standard on Crew Cab and Double Cab. On Regular Cab. Included and only available with (PCR) Sierra Fleet Convenience Package.   | A <sup>1</sup>               | ■                            | ■                    |
|                    | K4C                | <b>Wireless Charging</b><br>1 - Requires Crew Cab or Double Cab models. Included and only available with (A95) front bucket seats. Not compatible with all phones. Compliant batteries include Qi and PMA technologies. Reference Mobile devices manual to confirm what type of battery it uses.<br>2 - Included and only available with (AN3) front full feature leather appointed bucket seats. Not compatible with all phones. Compliant batteries include Qi and PMA technologies. Reference Mobile devices manual to confirm what type of battery it uses. | --                           | A <sup>1</sup>               | A <sup>2</sup>       |
|                    | PDH                | <b>LPO, GMC Interior Protection Package</b> , includes (VAV) all-weather floor mats, LPO and (VBR) rubber bed mat, LPO, (dealer-installed)<br>1 - Requires (B30) color-keyed carpeting. Not available with LPO, (CGN) spray-on bed liner or (VZX) bed liner, LPO.<br>2 - Not available with (PDL) Cargo Convenience Package, LPO, (CGN) spray-on bed liner or (VZX) bed liner, LPO.   | A/D <sup>1</sup>             | A/D <sup>2</sup>             | A/D <sup>2</sup>     |
|                    | PDL                | <b>LPO, Cargo Convenience Package</b> , includes (VAV) all-weather floor mats, LPO, (VKW) front console organizer, LPO and (VBJ) rear under seat storage, LPO, (dealer-installed)<br>1 - Requires Crew Cab and double Cab models and (B30) color-keyed carpeting and (A95) front cloth bucket seats.<br>2 - Requires (AN3) front full feature leather appointed bucket seats.   | --                           | A/D <sup>1</sup>             | A/D <sup>2</sup>     |

| Free Flow RPO Code | Ref. Only RPO Code | Description<br>1 - Equipment Group 1SA available on all models.<br>2 - Equipment Group 3SA available on all models.<br>3 - Equipment group 4SA available on T*15*53, T*15543 and TK15743 Models.   | Regular, Double and Crew Cab | Regular, Double and Crew Cab | Double and Crew Cab  |
|--------------------|--------------------|--|------------------------------|------------------------------|----------------------|
|                    |                    |  | Sierra 1SA <sup>1</sup>      | SLE 3SA <sup>2</sup>         | SLT 4SA <sup>3</sup> |
| RIA                |                    | <b>LPO, All-weather floor liner</b> , (dealer-installed)<br>1 - Requires Crew Cab or Double Cab model and (B30) color keyed carpeting. Not available with (VAV) all-weather floor mats or (BG9) graphite-colored rubberized-vinyl floor covering. 4WD models require (NQH) 4WD, active transfer case.<br>2 - Requires Crew Cab or Double Cab models and (B30) color keyed carpeting. Not available with (VAV) all-weather floor mats or (BG9) graphite-colored rubberized-vinyl floor covering.<br>3 - Included with (GAT) All Terrain Package. Not available with (VAV) all-weather floor mats. | A/D <sup>1</sup>             | A/D <sup>2</sup>             | A/D <sup>3</sup>     |
| VAV                |                    | <b>LPO, All-weather floor mats</b> , front and rear on Crew Cab and Double Cab; front only on Regular Cab (dealer-installed)<br>1 - Requires (B30) color-keyed carpeting. Included with (PDH) GMC Interior Protection Package, LPO.<br>2 - Requires (B30) color-keyed carpeting. Included with (PDL) Cargo Convenience Package, LPO and (PDH) GMC Interior Protection Package, LPO.<br>3 - Included with (PDL) Cargo Convenience Package, LPO and (PDH) GMC Interior Protection Package, LPO.  | A/D <sup>1</sup>             | A/D <sup>2</sup>             | A/D <sup>3</sup>     |
| SOP                |                    | <b>LPO, Console insert organizer tray</b> , (dealer-installed)<br>1 - Requires Crew Cab and Double Cab models and (A95) front bucket seats.<br>2 - Requires (AN3) front bucket seats.  | --                           | A/D <sup>1</sup>             | A/D <sup>2</sup>     |
| VKW                |                    | <b>LPO, Console insert expandable folder tote</b> , (dealer-installed)<br>1 - Requires Crew Cab and Double Cab models and (A95) front bucket seats. Included with (PDL) Cargo Convenience Package, LPO. Not available with (SOP) console insert, LPO.<br>2 - Included with (PDL) Cargo Convenience Package, LPO. Requires (AN3) front bucket seats. Not available with (SOP) console insert, LPO.  | --                           | A/D <sup>1</sup>             | A/D <sup>2</sup>     |
| VBJ                |                    | <b>LPO, Rear underseat storage</b> , composite storage bin (dealer-installed)<br>1 - Requires Crew Cab or Double Cab model.<br>2 - Requires Crew Cab and Double Cab models. Included with (PDL) Cargo Convenience Package, LPO.  | A/D <sup>1</sup>             | A/D <sup>2</sup>             | A/D <sup>2</sup>     |
| UJ5                |                    | <b>LPO, Rear seat DVD entertainment system</b> , dual independent 7" monitors located in the headrest, includes cable kit, remote control, 2-wireless infrared headphones, vehicle wire harness jumper, control box, owners manual and 6-AAA batteries for headphones and remote (dealer installed)<br>1 - Requires Crew Cab or Double Cab models. Not available with (AE7) 40/20/40 split-bench front seat.<br>2 - Requires Crew Cab or Double Cab model.<br>3 - Not available with (U42) rear seat DVD/Blu-Ray Entertainment Package.  | A/D <sup>1</sup>             | A/D <sup>2</sup>             | A/D <sup>3</sup>     |

S = Standard Equipment A = Available -- (dashes) = Not Available D = ADI Available  
 ■ = Included in Equipment Group □ = Included in Equipment Group but upgradeable

\*Indicates availability of feature on multiple models. For example, it indicates feature availability on 2WD and 4WD Models or Rear wheel drive and All-wheel drive Models.

Codes listed in the shaded column titled Ref. Only RPO Code are for internal use only and should not be ordered.

| Free Flow RPO Code | Ref. Only RPO Code | Description  | Regular, Double and Crew Cab | Regular, Double and Crew Cab | Double and Crew Cab  |
|--------------------|--------------------|--|------------------------------|------------------------------|----------------------|
|                    |                    |  | Sierra 1SA <sup>1</sup>      | SLE 3SA <sup>2</sup>         | SLT 4SA <sup>3</sup> |
| SXL                |                    | <p><b>Elevation Edition</b>, includes (NZQ) 20" x 9" Black-painted aluminum wheels, (QT0) P275/55R20 all-season, blackwall tires, (DL8) outside heated power-adjustable mirrors, (DP6) body colored mirror caps, (TRB) body color accented grille surround, (AQQ) Remote Keyless Entry, (A91) remote locking tailgate, (AKO) deep tinted glass, (B86) bodyside, body color moldings, (KI4) 110-volt AC power outlet, (UE1) OnStar, (VV4) OnStar 4G LTE Wi-Fi Hotspot, (B30) carpeted floor, (VB5) front body-color bumper, (VT5) rear body-color bumper with corner steps, (D75) body colored door handles, (T3U) LED front fog lamps and (V76) Black recovery hooks on 2WD model. Note: No changes or substitutions to the included (SXL) Elevation Edition equipment will be allowed other than a change to (RC7) P275/55R20 all-terrain, blackwall tires if so desired. (G80) rear locking differential, (Z82) trailering equipment, (RD3) 20" bright machined aluminum wheels, (UF2) LED cargo box lighting and (U2K) SiriusXM Satellite Radio are select available options.</p> <p><b>1 - Requires a Double Cab model and exterior color: (G1K) Stone Blue Metallic, (GPA) Dark Slate Metallic, (GAZ) Summit White or (GBA) Onyx Black. Not available with: (PCR) Sierra Fleet Convenience Package, (BG9) graphite-colored rubberized-vinyl floor covering, (AZ3) front 40/20/40 split-bench seat, (PCX) Sierra Appearance Package, (V22) chrome grille surround any Ship Thru code, any LPO wheels, (H2Q) vinyl bench seating or SEO (8F2) Ornamentation Delete.</b></p> | A <sup>1</sup>               | --                           | --                   |
| SXL                |                    | <p><b>Elevation Edition</b>, includes (NZQ) 20" x 9" Black-painted aluminum wheels, (QT0) P275/55R20 all-season, blackwall tires, (TRB) body color accented grille surround, (VB5) front body-color bumper, (VT5) rear body-color bumper with corner steps and (V76) Black recovery hooks on 2WD model. Note: No changes or substitutions to the included (SXL) Elevation Edition equipment will be allowed other than a change to (RC7) P275/55R20 all-terrain, blackwall tires and or (RD3) 20" bright machined aluminum wheels, (Z82) trailering equipment and (Z71) Off-Road Suspension Package are select available options.</p> <p><b>1 - Requires Double or Crew Cab models, (PDU) SLE Value Package and exterior color: (G1K) Stone Blue Metallic, (GPA) Dark Slate Metallic, (GAZ) Summit White or (GBA) Onyx Black. Not available with: (NHT) Max Trailering Package, (BG9) graphite-colored rubberized-vinyl floor covering, (V22) chrome grille surround, any Ship Thru code, any LPO wheels or SEO (8F2) Ornamentation Delete.</b></p>  | --                           | A <sup>1</sup>               | --                   |

| Free Flow RPO Code | Ref. Only RPO Code | Description<br>1 - Equipment Group 1SA available on all models.<br>2 - Equipment Group 3SA available on all models.<br>3 - Equipment group 4SA available on T*15*53, T*15543 and TK15743 Models.   | Regular, Double and Crew Cab | Regular, Double and Crew Cab | Double and Crew Cab  |
|--------------------|--------------------|--|------------------------------|------------------------------|----------------------|
|                    |                    |  | Sierra 1SA <sup>1</sup>      | SLE 3SA <sup>2</sup>         | SLT 4SA <sup>3</sup> |
| GAT                |                    | <p><b>All Terrain Package</b>, includes (CGN) spray-on bed liner, (UHN) 18" x 8.5" (45.7 cm x 21.6 cm) bright machined aluminum wheels, (AN3) front bucket seats and (UQA) Bose premium audio system, (DP6) Black painted mirror caps, (D75) body color door handles, (B86) body color side molding, Black belt molding, (Z71) Off-Road Suspension Package with monotube Rancho shocks, (NZZ) underbody shield, (UD7) Rear Park Assist, (RIA) floor liners, LPO deletes the standard (B58) carpeted floor mats, (VB5) front body-color bumper, (VT5) rear body-color bumper with corner steps, unique grille with body color surround and chrome accents, bright sill plates and All-Terrain cluster. All Terrain side emblem replaces Z71 fender emblem and Sierra door emblem. Requires one of the following exterior colors: (G1K) Stone Blue Metallic, (G2X) Deep Mahogany Metallic, (GAZ) Summit White, (GBA) Onyx Black, (GPA) Dark Slate Metallic, (GPJ) Red Quartz Tintcoat</p> <p>1 - Requires 4WD models, (H2W) interior trim jet Black/Spice Red, (RBX) P265/65R18 all-terrain, blackwall tires or (RBW) P265/65R18 all-terrain, white outlined tires with (UHN) 18" x 8.5" (45.7 cm x 21.6 cm) bright machined aluminum wheels. Not available with SEO options, (NHT) Max Trailing Package, (PDT) SLT Crew Cab Premium Plus Package, (PDB) SLT Premium Package, (PDC) Texas SLT Premium Package, (Y86) Enhanced Driver Alert Package, (VXH) 6" rectangular chrome tubular assist steps, LPO and (VQY) Chrome recovery hooks, LPO. Upgradeable to (NZH) 20" wheels with (RC7) 20" tires or LPO 20" and 22" tires and wheels.</p>  | --                           | --                           | A <sup>1</sup>       |
| STF                |                    | <p><b>All Terrain X Package</b>, Crew Cab TK15543 and Double Cab TK15753 models, includes (WBC) Cat-Back Performance Exhaust system, LPO, (REG) 18" Black Painted Wheels, (R18) 18" Goodyear Wrangler DuraTrac 265/65R18 SL 114S blackwall MT tires with aggressive tire tread, (T4L) full LED headlamps, Black Sport Assist Step, Black bed mounted tubular Sport bar and B-Pillar vinyl wrap. Requires one of the following exterior colors: (G1K) Stone Blue Metallic, (G2X) Deep Mahogany Metallic, (GAZ) Summit White, (GBA) Onyx Black, (GPA) Dark Slate Metallic, (GPJ) Red Quartz Tintcoat</p> <p>1 - Requires 4WD models, (GAT) All Terrain Package and (L83) 5.3L EcoTec3 V8 engine. Upgradeable to (L86) 6.2L EcoTec3 V8 engine. (WBC) Cat-Back Performance Exhaust system, LPO is not included when (L86) 6.2L EcoTec3 V8 engine is selected. Not available with SEO options, (PDG) All Terrain SLT Premium Package, (PDL) Cargo Convenience Package, LPO, (PDH) GMC Interior Protection Package, LPO, (VQT) hard tri-folding tonneau cover, LPO, (VPB) soft tonneau cover, LPO, (5JY) soft folding tonneau cover, LPO, (RVQ) 6" rectangular Black tubular assist steps, LPO, (RVS) 4" black round assist steps, LPO, (SCZ) chrome tailgate handle, LPO, (VAV) all-weather floor mats, LPO, (VQZ) polished exhaust tip, LPO, (VXH) 6" rectangular chrome tubular assist steps, LPO, (VXJ) 4" round chrome tubular assist steps, LPO, (S6L) Off-Road assist steps, LPO, (VZX) bed liner, LPO, (DQS) chrome power adjustable, power folding camper mirrors, (SEV) 22" 6-spoke high-gloss Black wheels, LPO, (SF0) 22" (55.9 cm) chrome 6-spoke multi-featured design wheels, LPO, (SF1) 22" (55.9 cm) 7-spoke Silver wheels, LPO or (RX1) 22" (55.9 cm) 7-spoke Silver wheels with Black inserts, LPO. Available with (PCM) SLT Preferred Package.</p> | --                           | --                           | A <sup>1</sup>       |

| Free Flow RPO Code | Ref. Only RPO Code | Description<br>1 - Equipment Group 1SA available on all models.<br>2 - Equipment Group 3SA available on all models.<br>3 - Equipment group 4SA available on T*15*53, T*15543 and TK15743 Models.  | Regular, Double and Crew Cab | Regular, Double and Crew Cab | Double and Crew Cab  |
|--------------------|--------------------|---|------------------------------|------------------------------|----------------------|
|                    |                    |   | Sierra 1SA <sup>1</sup>      | SLE 3SA <sup>2</sup>         | SLT 4SA <sup>3</sup> |
| PDG                |                    | <b>All Terrain SLT Premium Package</b> , includes (NZH) 20" x 9" bright machined aluminum wheel with painted accents, (T4L) high-performance LED headlamps, (UD5) Front and Rear Park Assist, (RVS) 4" black round assist steps, LPO, (UVD) heated steering wheel and (A48) sliding rear window. Available on Crew Cab or Double Cab.<br><b>1 - Requires (GAT) All Terrain Package. Not available with (PCM) SLT Preferred Package. Not available with LPO wheels or any other assist steps.</b>  | --                           | --                           | A <sup>1</sup>       |
| PCX                |                    | <b>Sierra Appearance Package</b> , includes (RD7) 17" x 8" (43.2 cm x 20.3 cm) stainless steel clad wheels on Regular Cab and Double Cab models and (Q5W) 17" x 8" (43.2 cm x 20.3 cm) premium painted aluminum, bright machined wheels with Crew Cab models, (AKO) deep-tinted glass<br><b>1 - Not available with (SXL) Elevation Edition.</b>   | A <sup>1</sup>               | --                           | --                   |
| PDU                |                    | <b>SLE Value Package</b> , includes (AG1) driver 10-way power seat adjuster when ordered with (AZ3) seats only, (N37) manual tilt and telescopic steering column, (BTV) Remote vehicle starter system, (T3U) LED front fog lamps, (UG1) Universal Home Remote, (C49) rear-window defogger, (KI4) 110-volt AC power outlet, (CJ2) dual-zone climate control, (Z82) trailering equipment, and (G80) rear locking differential for 2WD models only<br><b>1 - Requires Crew Cab or Double Cab models. Not available with (PDA) Texas SLE Value Package or (PCY) SLE Fleet Preferred Package. If (LV3) 4.3L EcoTec3 V6 engine is ordered (N37) manual tilt and telescopic steering column will not be included.</b>  | --                           | A <sup>1</sup>               | --                   |
| PDA                |                    | <b>Texas SLE Value Package</b> , includes (AG1) driver 10-way power seat adjuster when ordered with (AZ3) seats only, (N37) manual tilt and telescopic steering column, (BTV) Remote vehicle starter system, (T3U) LED front fog lamps, (UG1) Universal Home Remote, (C49) rear-window defogger, (KI4) 110-volt AC power outlet and (CJ2) dual-zone climate control, (Z82) trailering equipment, (G80) rear locking differential for 2WD models only, and Texas emblem<br><b>1 - Requires a Crew Cab or Double Cab model. Not available with (PDU) SLE Value Package, (PCY) SLE Fleet Preferred Package or LPO wheels (SF1 or RX1). If (LV3) 4.3L EcoTec3 V6 engine is ordered (N37) manual tilt and telescopic steering column will not be included.</b> | --                           | A <sup>1</sup>               | --                   |

| Free Flow RPO Code | Ref. Only RPO Code | Description<br>1 - Equipment Group 1SA available on all models.<br>2 - Equipment Group 3SA available on all models.<br>3 - Equipment group 4SA available on T*15*53, T*15543 and TK15743 Models.   | Regular, Double and Crew Cab | Regular, Double and Crew Cab | Double and Crew Cab  |
|--------------------|--------------------|--|------------------------------|------------------------------|----------------------|
|                    |                    |  | Sierra 1SA <sup>1</sup>      | SLE 3SA <sup>2</sup>         | SLT 4SA <sup>3</sup> |
| PDT                |                    | <b>SLT Crew Cab Premium Plus Package</b> , Requires Crew Cab model. Includes (NZP) 20" chrome clad wheels, (QSS) P275/55R20 all-season, blackwall tires, (UD5) Front and Rear Park Assist, (UVD) heated steering wheel, (A48) power sliding rear window, (BVQ) 6" rectangular chrome tubular assist steps, (UQA) Bose premium audio system, (IO6) GMC Infotainment 8" Diagonal Color Touch audio system with Navigation, (JL1) trailer brake controller, (Y86) Enhanced Driver Alert Package, (AN3) front bucket seats, (KQV) heated and ventilated seating, (CGN) spray-on bed liner and (T4L) full LED headlamps. Available to substitute (NZP) 20" chrome clad wheels with (RD5) 20" x 9" polished aluminum wheels.<br><b>1 - Not available with (PCM) SLT Preferred Package, (PDG) All Terrain SLT Premium Package, (PDB) SLT Premium Package, (PDC) Texas SLT Premium Package, (GAT) All Terrain Package or any LPO wheels. (Note: No changes or substitutions to the included Premium Plus Package equipment will be allowed. If not specifically mentioned as not available as above, all other normally available 4SA options will be allowed.</b> | --                           | --                           | A <sup>1</sup>       |
| PDB                |                    | <b>SLT Premium Package</b> , includes (UQA) Bose premium audio system and (RD5) 20" x 9" polished aluminum wheels Now available on Crew Cab or Double Cab.<br><b>1 - Not available with (GAT) All Terrain Package or (PDC) Texas SLT Premium Package. With (L86) 6.2L EcoTec3 V8 engine, (AN3) front bucket seats are required. Not available with LPO wheels. With Crew Cab model includes (BVQ) 6" rectangular chrome tubular assist steps. With Double Cab model includes (VXH) 6" rectangular chrome tubular assist steps.</b>   | --                           | --                           | A <sup>1</sup>       |
| PDC                |                    | <b>Texas SLT Premium Package</b> , includes (UQA) Bose premium audio system, (RD5) 20" x 9" polished aluminum wheels and Texas emblem badging. Now available on Crew Cab or Double Cab.<br><b>1 - As of March 1st (PDC) Texas SLT Premium Package is only available to order by Dealers located in the States of Arkansas, Louisiana, New Mexico, Oklahoma and Texas. All other dealers order (PDB) SLT Premium Package. Not available with (GAT) All Terrain Package. Not available with (PDB) SLT Premium Package or (PDG) All Terrain SLT Premium Package. With (L86) 6.2L EcoTec3 V8 engine, (AN3) front bucket seats are required. Not available with LPO wheels. With Crew Cab model includes (BVQ) 6" rectangular chrome tubular assist steps. With Double Cab model includes (VXH) 6" rectangular chrome tubular assist steps.</b>   | --                           | --                           | A <sup>1</sup>       |
|                    |                    | <b>4X4 chrome badge</b><br><b>1 - Included and only available with 4X4 models.</b>   | A <sup>1</sup>               | A <sup>1</sup>               | A <sup>1</sup>       |
| CGN                |                    | <b>Bed Liner, Spray-on</b> , Pickup box bed liner with GMC logo consisting of high pressure, chemically bonded, sprayed-on polyurea & polyurethane liner formulation. Liner is permanently bonded to the truck bed providing a water tight seal. The textured, non-skid surface is black in color and robotically applied. Spray-on liner covers entire bed interior surface below side rails, including tailgate, front box top rail, gage hole plugs and lower tie down loops.<br><b>1 - Not available with (VZX) bed liner, LPO. Not available with any ship thru code on Double Cab and Regular Cab models. Not available with (PDH) GMC Interior Protection Package, LPO.</b><br><b>2 - Included with (GAT) All Terrain Package or (PDT) SLT Crew Cab Premium Plus Package. Not available with (VZX) bed liner, LPO. Not available with any ship thru code on Double Cab models. Not available with (PDH) GMC Interior Protection Package, LPO.</b>   | A <sup>1</sup>               | A <sup>1</sup>               | A <sup>2</sup>       |
|                    |                    | <b>Active Aero Shutters, front</b>   | S                            | S                            | S                    |

| Free Flow RPO Code | Ref. Only RPO Code | Description<br>1 - Equipment Group 1SA available on all models.<br>2 - Equipment Group 3SA available on all models.<br>3 - Equipment group 4SA available on T*15*53, T*15543 and TK15743 Models.  | Regular, Double and Crew Cab | Regular, Double and Crew Cab | Double and Crew Cab  |
|--------------------|--------------------|---|------------------------------|------------------------------|----------------------|
|                    |                    |   | Sierra 1SA <sup>1</sup>      | SLE 3SA <sup>2</sup>         | SLT 4SA <sup>3</sup> |
| BVQ                |                    | <b>Assist steps</b> , chromed tubular, 6" rectangular (factory installed)<br>1 - Requires Crew Cab models. Not available with any LPO assist steps (RVQ) or (VXJ).<br>2 - Included with (PDT) SLT Crew Cab Premium Plus Package, (PDC) Texas SLT Premium Package and (PDB) SLT Premium package. Requires Crew Cab models. Not available with any LPO assist steps (RVQ) or (VXJ). | A <sup>1</sup>               | A <sup>1</sup>               | A <sup>2</sup>       |
|                    | BWN                | <b>CornerStep</b> , rear bumper   | S                            | S                            | S                    |
|                    | V46                | <b>Bumper</b> , front chrome lower  | S                            | S                            | S                    |
|                    | VB5                | <b>Bumper</b> , front, body-color lower<br>1 - Included and only available with (SXL) Elevation Edition.<br>2 - Included and only available with (GAT) All Terrain Package.   | A <sup>1</sup>               | A <sup>1</sup>               | A <sup>2</sup>       |
|                    | VJH                | <b>Bumper</b> , rear chrome with rear bumper corner steps   | S                            | S                            | S                    |
|                    | VT5                | <b>Bumper</b> , rear body-color, with corner steps<br>1 - Included and only available with (SXL) Elevation Edition.<br>2 - Included and only available with (GAT) All Terrain Package.  | A <sup>1</sup>               | A <sup>1</sup>               | A <sup>2</sup>       |
|                    |                    | <b>Capped Fuel Fill</b><br>1 - Included and only available with (ZW9) pickup box delete.  | A <sup>1</sup>               | A <sup>1</sup>               | --                   |
|                    |                    | <b>Capless Fuel Fill</b>  | S                            | S                            | S                    |
|                    |                    | <b>Daytime Running Lamps</b> , with automatic exterior lamp control   | S                            | S                            | S                    |
|                    |                    | <b>Door handles</b> , Black   | S                            | --                           | --                   |
|                    | D75                | <b>Door handles</b> , body-color<br>1 - Included and only available with (SXL) Elevation Edition.<br>2 - Included and only available with (GAT) All Terrain Package.  | A <sup>1</sup>               | ■                            | A <sup>2</sup>       |
|                    | E20                | <b>Door handles</b> , chrome  | --                           | --                           | ■                    |
| T3U                |                    | <b>Fog lamps</b> , thin profile LED<br>1 - Included and only available with (SXL) Elevation Edition.<br>2 - Included with (PCY) SLE Fleet Preferred Package, (PDA) Texas SLE Value Package or (PDU) SLE Value Package.  | A <sup>1</sup>               | A <sup>2</sup>               | ■                    |
|                    | CTD                | <b>Cargo tie downs (4)</b> , movable upper  | S                            | S                            | S                    |
|                    | V22                | <b>Grille surround</b> , chrome<br>1 - Not included when (SXL) Elevation Edition is ordered.  | S <sup>1</sup>               | S                            | S                    |
|                    | TRB                | <b>Grille surround</b> , body color<br>1 - Included and only available with (SXL) Elevation Edition.  | A <sup>1</sup>               | A <sup>1</sup>               | --                   |
|                    | AKP                | <b>Glass</b> , solar absorbing, tinted  | ■                            | --                           | --                   |
| AKO                |                    | <b>Glass</b> , deep-tinted<br>1 - Included with (PCX) Sierra Appearance Package or (SXL) Elevation Edition.   | A <sup>1</sup>               | ■                            | ■                    |
|                    | T4F                | <b>Headlamps</b> , high intensity discharge (HID) projector-beam with LED signature   | S                            | S                            | S                    |



| Free Flow RPO Code | Ref. Only RPO Code | Description<br>1 - Equipment Group 1SA available on all models.<br>2 - Equipment Group 3SA available on all models.<br>3 - Equipment group 4SA available on T*15*53, T*15543 and TK15743 Models.  | Regular, Double and Crew Cab | Regular, Double and Crew Cab | Double and Crew Cab  |
|--------------------|--------------------|---|------------------------------|------------------------------|----------------------|
|                    |                    |   | Sierra 1SA <sup>1</sup>      | SLE 3SA <sup>2</sup>         | SLT 4SA <sup>3</sup> |
|                    | T4L                | <b>Headlamps</b> , high-performance LED headlamps with GMC signature LED lighting<br>1 - Included and only available with (PDT) SLT Crew Cab Premium Plus Package, (PDG) All Terrain SLT Premium Package and (STF) All Terrain X Package.   | --                           | --                           | A <sup>1</sup>       |
|                    |                    | <b>Taillamps</b> , LED with signature   | --                           | --                           | ■                    |
| VK3                |                    | <b>License plate kit</b> , front (will be forced on orders with ship-to states that require front license plate)  | A                            | A                            | A                    |
|                    |                    | <b>Lamps</b> , cargo area, cab mounted with switch on center switch bank  | S                            | S                            | S                    |
| UF2                |                    | <b>LED Lighting</b> , cargo box with switch on center switch bank   | A                            | ■                            | ■                    |
|                    | DE2                | <b>Mirrors</b> , outside manual, Black  | ■                            | --                           | --                   |
| DF2                |                    | <b>Mirrors</b> , outside high-visibility vertical trailinging, Black with manual folding and extension and lower convex spotter glass<br>1 - Not available with (PCR) Sierra Fleet Convenience Package.   | A <sup>1</sup>               | --                           | --                   |
|                    | DL8                | <b>Mirrors</b> , outside heated power-adjustable, (includes driver's side spotter mirror)<br>1 - Black, Included and only available with (PCR) Sierra Fleet Convenience Package or (SXL) Elevation edition.<br>2 - Body Color.  | A <sup>1</sup>               | □ <sup>2</sup>               | --                   |
|                    | DL3                | <b>Mirrors</b> , outside chrome cap, heated power-adjustable, power-folding and driver-side auto-dimming, with integrated turn signal indicators and puddle lamps (includes driver's side spotter mirror)   | --                           | --                           | ■                    |
| DPN                |                    | <b>Mirrors</b> , outside heated power-adjustable vertical trailinging, upper glass, manual-folding and extending, Black; includes integrated turn signal indicators consisting of 51 square inch flat mirror surface positioned over a 24.5 square inch convex mirror surface with a common head and lower convex spotter glass (convex glass is not heated and not power adjustable) and addition of auxiliary cargo lamp for backing up (helps to see trailer when backing up with a trailer) and amber auxiliary clearance lamp<br>1 - Requires (PCR) Sierra Fleet Convenience Package. Includes (DD8) auto-dimming inside rearview mirror on all models.<br>2 - For Crew Cab and Double Cab models required with (NHT) Max Trailinging Package. Includes (DD8) auto-dimming inside rearview mirror on all models. | A <sup>1</sup>               | A <sup>2</sup>               | --                   |
| DQS                |                    | <b>Mirrors</b> , outside heated power-adjustable vertical trailinging, memory-equipped, upper glass, power-folding and manual extending, chrome; includes integrated turn signal indicators, consisting of 51 square inch flat mirror surface positioned over a 24.5 square inch convex mirror surface with a common head and lower convex spotter glass (convex glass is not heated and not power adjustable) and addition of auxiliary cargo lamp for backing up (helps to see trailer when backing up with a trailer) and amber auxiliary clearance lamp<br>1 - Required and only available with (NHT) Max Trailinging Package.  | --                           | --                           | A <sup>1</sup>       |

| Free Flow RPO Code | Ref. Only RPO Code | Description<br>1 - Equipment Group 1SA available on all models.<br>2 - Equipment Group 3SA available on all models.<br>3 - Equipment group 4SA available on T*15*53, T*15543 and TK15743 Models.  | Regular, Double and Crew Cab | Regular, Double and Crew Cab | Double and Crew Cab  |
|--------------------|--------------------|---|------------------------------|------------------------------|----------------------|
|                    |                    |   | Sierra 1SA <sup>1</sup>      | SLE 3SA <sup>2</sup>         | SLT 4SA <sup>3</sup> |
|                    | DP9                | <b>Mirror caps, chrome</b><br>1 - Not available with (GAT) All Terrain Package.   | --                           | --                           | ■ <sup>1</sup>       |
|                    | DP6                | <b>Mirror caps, body-color</b><br>1 - Included and only available with (SXL) Elevation Edition.<br>2 - Deleted when (DPN) power camper mirrors are ordered.<br>3 - Included and only available with (GAT) All Terrain Package mirror caps will be Black.  | A <sup>1</sup>               | ■ <sup>2</sup>               | A <sup>3</sup>       |
|                    | B86                | <b>Moldings, bodyside, body color</b><br>1 - Included and only available with (SXL) Elevation Edition.<br>2 - Included and only available with (GAT) All Terrain Package.   | A <sup>1</sup>               | ■                            | A <sup>2</sup>       |
|                    | B85                | <b>Moldings, bodyside, chrome</b>   | --                           | --                           | ■                    |
|                    | E63                | <b>Pickup box</b><br>1 - Deleted when (ZW9) pickup box delete is ordered on Regular Cab.  | S <sup>1</sup>               | S <sup>1</sup>               | S                    |
| ZW9                |                    | <b>Pickup box, delete, for Regular Cab models only, includes capped fuel fill, (SFW) Back-up alarm calibration, rear bumper delete, spare tire delete and spare tire carrier delete. If equipped, deletes capless fuel fill, (Z82) trailering equipment, (A91) remote locking tailgate, (A60) locking tailgate, (PPA) EZ-Lift and Lower tailgate and (SAF) tire carrier lock</b><br>1 - Requires T*15903, (RC5) LT265/70R17C all-terrain, blackwall tires and (L83) 5.3L EcoTec3 V8 engine. Not available with (UF2) LED cargo box lighting, (UVC) Rear Vision Camera, (CGN) spray-on bed liner, (CTD) cargo tie downs, (FHS) E85 FlexFuel capable engine, (VJH) rear chrome bumper, the following LPOs, (5JY, VBR, VXJ, VQK, VQT, VRV, VPB OR VZX), the following SEO options (5Z4 and 9G3).<br>2 - Requires T*15903, (RC5) LT265/70R17C all-terrain, blackwall tires and (L83) 5.3L EcoTec3 V8 engine. Deletes (UF2) LED cargo box lighting and (UVC) Rear Vision Camera. Not available with (UF2) LED cargo box lighting, (UVC) Rear Vision Camera, (CGN) spray-on bed liner, (CTD) cargo tie downs, (FHS) E85 FlexFuel capable engine, (Z71) Off-Road Suspension Package, (Y86) Enhanced Driver Alert Package, (VJH) rear chrome bumper, the following LPOs, (5JY, VBR, VXJ, VQK, VQT, VRV, VPB OR VZX), the following SEO options (5Z4 and 9G3). | A <sup>1</sup>               | A <sup>2</sup>               | --                   |
| TRW                |                    | <b>Provision for cab roof-mounted lamp/beacon, provides an instrument panel-mounted switch and electrical wiring tucked beneath the headliner for a body upfitter to connect a body-mounted warning or emergency lamp</b><br>1 - Included with (VYU) Snow Plow Prep Package. Not available with (UG1) Universal Home Remote, (PCV) SLE Fleet Convenience Package, (PDU) SLE Value Package or (PDA) Texas SLE Value Package.   | A                            | A <sup>1</sup>               | --                   |
| UD7                |                    | <b>Rear Park Assist, Ultrasonic</b><br>1 - Included and only available with (GAT) All Terrain Package.  | --                           | A                            | A <sup>1</sup>       |
|                    | UD5                | <b>Front and Rear Park Assist, Ultrasonic</b><br>1 - Included and only available with (Y86) Enhanced Driver Alert Package. Not available with (ZW9) pickup box delete or (9J4) rear bumper delete.<br>2 - Included and only available with (PDT) SLT Crew Cab Premium Plus Package, (PCM) SLT Preferred Package, (Y86) Enhanced Driver Alert Package or (PDG) All Terrain SLT Premium Package.  | --                           | A <sup>1</sup>               | A <sup>2</sup>       |

| Free Flow RPO Code | Ref. Only RPO Code | Description<br>1 - Equipment Group 1SA available on all models.<br>2 - Equipment Group 3SA available on all models.<br>3 - Equipment group 4SA available on T*15*53, T*15543 and TK15743 Models.  | Regular, Double and Crew Cab | Regular, Double and Crew Cab | Double and Crew Cab  |
|--------------------|--------------------|---|------------------------------|------------------------------|----------------------|
|                    |                    |   | Sierra 1SA <sup>1</sup>      | SLE 3SA <sup>2</sup>         | SLT 4SA <sup>3</sup> |
| V76                |                    | <b>Recovery hooks</b> , front, frame-mounted, black<br>1 - Included with (SXL) Elevation Edition on 2WD models. Standard with 4WD models. Included with (9G3) Suspension Package, off-road, for base decor vehicles with 4WD models<br>2 - Included with (SXL) Elevation Edition on 2WD models. Standard with 4WD models.<br>3 - Standard on 4WD models.  | A <sup>1</sup>               | A <sup>2</sup>               | A <sup>3</sup>       |
|                    | PPA                | <b>Tailgate</b> , EZ-Lift and Lower   | --                           | ■                            | ■                    |
|                    |                    | <b>Tailgate and bed rail protection cap</b> , top   | S                            | S                            | S                    |
|                    | SAF                | <b>Tire carrier lock</b> , keyed cylinder lock that utilizes same key as ignition and door  | S                            | S                            | S                    |
|                    | RBZ                | <b>Tires</b> , P255/70R17 all-season, blackwall   | S                            | S                            | --                   |
| RC3                |                    | <b>Tires</b> , P265/70R17 all-terrain, blackwall  | A                            | A                            | --                   |
| RC5                |                    | <b>Tires</b> , LT265/70R17C all-terrain, blackwall  | A                            | A                            | --                   |
| QXT                |                    | <b>Tires</b> , LT265/70R17E all-terrain, blackwall<br>1 - Requires K15753 or K15903 models, (RD6) 17" painted steel wheel or (RD7) 17" x 8" (43.2 cm x 20.3 cm) stainless steel clad wheels and a fleet or Government order type. Includes (ZXT) LT265/70R17 spare tire.  | A <sup>1</sup>               | --                           | --                   |
| RKX                |                    | <b>Tires</b> , P265/65R18 all-season, blackwall<br>1 - Requires (NHT) Max Trailing Package.   | --                           | A <sup>1</sup>               | □                    |
| RBW                |                    | <b>Tires</b> , P265/65R18 all-terrain, white outlined letter<br>1 - Not available with (NHT) Max Trailing Package.  | --                           | A <sup>1</sup>               | A <sup>1</sup>       |
| RBX                |                    | <b>Tires</b> , P265/65R18 all-terrain, blackwall<br>1 - Requires a 4WD model. Not available with (NHT) Max Trailing Package.<br>2 - Not available with (NHT) Max Trailing Package.  | --                           | A <sup>1</sup>               | A <sup>2</sup>       |
| RI8                |                    | <b>Tires</b> , 265/65R18SL MT 114S blackwall Goodyear Wrangler DuraTrac. Aggressive tread may result in a higher level of noise while driving. Routine tire rotations are strongly recommended to minimize irregular tread wear, which could lead to vibration and increased road noise.<br>1 - Requires 4WD model, (9G3) Suspension Package, off-road, for base decor vehicles, (L83) 5.3L EcoTec3 V8 engine and (UHN) 18" x 8.5" (45.7 cm x 21.6 cm) bright-machined aluminum wheels. Includes (RC4) 17" all-season spare tire. . Not available with (ZW9) pickup box delete.<br>2 - Requires 4WD model and (L83) 5.3L EcoTec3 V8 engine. Requires , (Z71) Off-Road Suspension Package. Not available with (ZW9) pickup box delete. Requires (UHN) 18" x 8.5" (45.7 cm x 21.6 cm) bright-machined aluminum wheels. Includes (RC4) 17" all-season spare tire.<br>3 - Included and only available with (STF) All Terrain X Package. | A <sup>1</sup>               | A <sup>2</sup>               | A <sup>3</sup>       |
| QSS                |                    | <b>Tires</b> , P275/55R20 all-season, blackwall<br>1 - Requires (NHT) Max Trailing Package.<br>2 - Requires T*15*43 model or combination of T*15753 and (NHT) Max Trailing Package. Included with (PDT) SLT Crew Cab Premium Plus Package.  | --                           | A <sup>1</sup>               | A <sup>2</sup>       |

| Free Flow RPO Code | Ref. Only RPO Code | Description<br>1 - Equipment Group 1SA available on all models.<br>2 - Equipment Group 3SA available on all models.<br>3 - Equipment group 4SA available on T*15*53, T*15543 and TK15743 Models.  | Regular, Double and Crew Cab | Regular, Double and Crew Cab | Double and Crew Cab  |
|--------------------|--------------------|---|------------------------------|------------------------------|----------------------|
|                    |                    |   | Sierra 1SA <sup>1</sup>      | SLE 3SA <sup>2</sup>         | SLT 4SA <sup>3</sup> |
| QT0                |                    | <b>Tires</b> , P275/55R20 all-season, blackwall<br>1 - Included and only available with (SXL) Elevation Edition.<br>2 - Requires T*15*43, T*15753 or T*15*03 model. Included with (SXL) Elevation Edition on Double Cab models. Not available with (NHT) Max Trailering Package.<br>3 - Requires T*15753. Not available with (NHT) Max Trailering Package.  | A <sup>1</sup>               | A <sup>2</sup>               | A <sup>3</sup>       |
| RC7                |                    | <b>Tires</b> , P275/55R20 all-terrain, blackwall<br>1 - Requires 4WD model, (SXL) Elevation Edition and (L83) 5.3L EcoTec3 V8 engine.<br>2 - Requires 4WD model. Requires Crew Cab model or (SXL) Elevation edition. Not available with (LV3) Ecotec3 V6 engine unless (Z71) off-road suspension package is specified.<br>3 - With (L83) 5.3L EcoTec3 V8 engine and Crew Cab 4WD model (Z71) Off-Road Suspension Package is required. Required with (GAT) All Terrain Package when (NZH) 20" wheels are specified. 2WD models require (NHT) max trailering package. | A <sup>1</sup>               | A <sup>2</sup>               | A <sup>3</sup>       |
| RHH                |                    | <b>Tires</b> , P285/45R22 SL 110H all-terrain, blackwall<br>1 - Required and only available with RX1, SF1, SEV, SEW or SF0 22" LPO wheels. Requires Crew Cab and Double Cab models..  | --                           | A <sup>1</sup>               | A <sup>1</sup>       |
|                    | ZBZ                | <b>Tire</b> , spare P255/70R17 all-season, blackwall<br>1 - Included and only available with (RBZ) P255/70R17 all-season, blackwall tires.  | A <sup>1</sup>               | A <sup>1</sup>               | --                   |
|                    | ZXT                | <b>Tire</b> , spare LT265/70R17E all-terrain, blackwall<br>1 - Included and only available with (QXT) LT265/70R17E all-terrain, blackwall tires.  | A <sup>1</sup>               | --                           | --                   |
| RHM                |                    | <b>Tire</b> , spare LT265/70R17 all-terrain, blackwall<br>1 - Requires a Regular Cab model and (ZW9) pickup box delete. Included and only available with (RC5) LT265/70R17C all-terrain, blackwall tires with (E63) pickup box on all cabs.   | A <sup>1</sup>               | A <sup>1</sup>               | --                   |
|                    | RC4                | <b>Tire</b> , spare P265/70R17 all-season, blackwall<br>1 - Included and only available with (RC3) P265/70R17 all-terrain, blackwall tires, (R18) 265/65R18SL MT blackwall tires or (SXL) Elevation Edition.<br>2 - Included and only available with (RC3), (RBX), (RKX), (RBW), (QSS), (QT0), (R18) or (RC7).  | A <sup>1</sup>               | A <sup>2</sup>               | ■                    |
| RD6                |                    | <b>Wheels</b> , 17" x 8" (43.2 cm x 20.3 cm) painted steel<br>1 - Requires (RC5) LT265/70R17C all-terrain, blackwall tires.   | □                            | A <sup>1</sup>               | --                   |
|                    | RD7                | <b>Wheels</b> , 17" x 8" (43.2 cm x 20.3 cm) stainless steel clad<br>1 - Included and only available with (PCX) Sierra Appearance Package on Regular Cab and Double Cab models.   | A <sup>1</sup>               | --                           | --                   |
|                    | Q5W                | <b>Wheels</b> , 17" x 8" (43.2 cm x 20.3 cm) premium painted aluminum, bright machined<br>1 - Included and only available with (PCX) Sierra Appearance Package on Crew Cab models.  | A <sup>1</sup>               | □                            | --                   |
|                    | RCW                | <b>Wheels</b> , 18" x 8.5" (45.7 cm x 21.6 cm) polished aluminum  | --                           | --                           | □                    |
| UHN                |                    | <b>Wheels</b> , 18" x 8.5" (45.7 cm x 21.6 cm) bright machined aluminum<br>1 - Requires (R18) 265/65R18SL MT 114S blackwall Goodyear Wrangler DuraTrac tires.<br>2 - Not available on 2WD Regular Cab models. Included and only available with (Z71) Off-Road Suspension Package or (NHT) Max Trailering Package.<br>3 - Included and only available with (GAT) All Terrain Package.  | A <sup>1</sup>               | A <sup>2</sup>               | A <sup>3</sup>       |

| Free Flow RPO Code | Ref. Only RPO Code | Description<br>1 - Equipment Group 1SA available on all models.<br>2 - Equipment Group 3SA available on all models.<br>3 - Equipment group 4SA available on T*15*53, T*15543 and TK15743 Models.  | Regular, Double and Crew Cab | Regular, Double and Crew Cab | Double and Crew Cab  |
|--------------------|--------------------|---|------------------------------|------------------------------|----------------------|
|                    |                    |   | Sierra 1SA <sup>1</sup>      | SLE 3SA <sup>2</sup>         | SLT 4SA <sup>3</sup> |
|                    | REG                | <b>Wheels</b> , 18" x 8.5" (45.7 cm x 21.6 cm) 5-spoke Black paint alloy<br>1 - Included and only available with (STF) All Terrain X Package.   | --                           | --                           | A <sup>1</sup>       |
|                    | NZQ                | <b>Wheels</b> , 20" x 9" (50.8 cm x 22.9 cm) Black-painted aluminum<br>1 - Included and only available with (SXL) Elevation Edition.  | A <sup>1</sup>               | A <sup>1</sup>               | --                   |
|                    | NZP                | <b>Wheels</b> , 20" x 9" (50.8 cm x 22.9 cm) chrome clad aluminum<br>1 - Included and only available with (PDT) SLT Crew Cab Premium Plus Package.  | --                           | --                           | A <sup>1</sup>       |
| RD5                |                    | <b>Wheels</b> , 20" x 9" (50.8 cm x 22.9 cm) polished aluminum<br>1 - Required and included with (PDB) SLT Premium Package or (PDC) Texas SLT Premium Package. Required with combo of (L86) 6.2L EcoTec3 V8 engine and (NHT) Max Trailering Package. . Also available to order with (PDT) SLT Crew Cab Premium Plus Package.  | --                           | --                           | A <sup>1</sup>       |
| RD3                |                    | <b>Wheels</b> , 20" x 9" (50.8 cm x 22.9 cm) bright machined aluminum<br>1 - Requires (SXL) Elevation Edition.  | A <sup>1</sup>               | A                            | --                   |
|                    | NZH                | <b>Wheels</b> , 20" x 9" (50.8 cm x 22.9 cm) bright machined aluminum with Dark Argent painted accents<br>1 - Requires (GAT) All Terrain Package. Included with (PDG) All Terrain SLT Premium Package.  | --                           | --                           | A <sup>1</sup>       |
|                    | B1J                | <b>Wheelhouse liners</b> , rear<br>1 - Requires Crew Cab or Double Cab model.   | --                           | ■ <sup>1</sup>               | ■ <sup>1</sup>       |
| S6L                |                    | <b>LPO, Accessory Assist Step</b> , Off-road, Black, (dealer-installed)<br>1 - Requires Crew Cab or Double Cab model. Not available with (BVQ) 6" rectangular chrome tubular assist steps, (RVS) Black tubular assist steps, 4" round, LPO, (VXJ) assist steps, chromed tubular, 4" round, LPO, (VXH) 6" rectangular chrome tubular assist steps, LPO or (RVQ) 6" Black tubular assist steps, LPO.<br>2 - Not available with (STF) All Terrain X Package, (BVQ) 6" rectangular chrome tubular assist steps, (RVS) Black tubular assist steps, 4" round, LPO, (VXJ) assist steps, chromed tubular, 4" round, LPO, (VXH) 6" rectangular chrome tubular assist steps, LPO or (RVQ) 6" Black tubular assist steps, LPO. | A/D <sup>1</sup>             | A/D <sup>1</sup>             | A/D <sup>2</sup>     |
| VXH                |                    | <b>LPO, Assist steps</b> , chromed tubular, 6" rectangular (dealer-installed)<br>1 - Requires Double Cab or Regular Cab model. Not available with (RVQ) 6" rectangular Black tubular assist steps, LPO, (RVS) 4" round Black tubular assist step, LPO or (VXJ) 4" round chrome tubular assist steps, LPO.   | A/D <sup>1</sup>             | A/D <sup>1</sup>             | A/D <sup>1</sup>     |
| VXJ                |                    | <b>LPO, Assist steps</b> , chromed tubular, 4" round (dealer-installed)<br>1 - LPO. Not available with (RVQ) 6" rectangular Black tubular assist steps, LPO, (RVS) 4" round Black tubular assist step, LPO, (VXH) 6" rectangular chromed tubular assist steps or (BVQ) 6" rectangular chrome tubular assist steps.  | A/D <sup>1</sup>             | A/D <sup>1</sup>             | A/D <sup>1</sup>     |
| RVQ                |                    | <b>LPO, Black tubular assist step</b> , 6" rectangular, (dealer-installed)<br>1 - Not available with (VXJ) 4" round chrome tubular assist steps, LPO, (VXH) 6" rectangular chromed tubular assist steps, LPO, (RVS) 4" round Black tubular assist step, LPO or (BVQ) 6" rectangular chrome tubular assist steps.  | A/D <sup>1</sup>             | A/D <sup>1</sup>             | A/D <sup>1</sup>     |
| RVS                |                    | <b>LPO, Black tubular assist steps</b> , 4" round, (dealer-installed)<br>1 - Not available with (RVQ) 6" rectangular Black tubular assist steps, LPO, (VXJ) 4" round chrome tubular assist steps, LPO, (VXH) 6" rectangular chromed tubular assist steps or (BVQ) 6" rectangular chrome tubular assist steps.   | A/D <sup>1</sup>             | A/D <sup>1</sup>             | A/D <sup>1</sup>     |

| Free Flow RPO Code | Ref. Only RPO Code | Description<br>1 - Equipment Group 1SA available on all models.<br>2 - Equipment Group 3SA available on all models.<br>3 - Equipment group 4SA available on T*15*53, T*15543 and TK15743 Models.  | Regular, Double and Crew Cab | Regular, Double and Crew Cab | Double and Crew Cab  |
|--------------------|--------------------|---|------------------------------|------------------------------|----------------------|
|                    |                    |   | Sierra 1SA <sup>1</sup>      | SLE 3SA <sup>2</sup>         | SLT 4SA <sup>3</sup> |
| VQY                |                    | <b>LPO, Chrome recovery hooks</b><br>1 - Not available with (SXL) Elevation Edition. Deletes and not available with (V76) recovery hooks.<br>2 - Deletes and not available with (V76) recovery hooks. Not available with (GAT) All Terrain Package.   | A/D <sup>1</sup>             | A/D <sup>1</sup>             | A/D <sup>2</sup>     |
| RWI                |                    | <b>LPO, Chrome bodyside moldings</b>  | A/D                          | --                           | --                   |
| VQZ                |                    | <b>LPO, Polished exhaust tip</b> , (dealer installed)   | A/D                          | A/D                          | A/D                  |
| VQK                |                    | <b>LPO, Front and Rear Molded Splash Guards</b> , Black, (dealer-installed)<br>1 - Not available with (VRV) body color molded splash guards, LPO.   | A/D <sup>1</sup>             | A/D <sup>1</sup>             | A/D <sup>1</sup>     |
| VRV                |                    | <b>LPO, Body Color Molded Splash Guards</b> , (dealer-installed)<br>1 - Requires (GAN) Quicksilver Metallic, (GAZ) Summit White or (GBA) Onyx Black. Not available with (VQK) Front and Rear Molded Splash Guards, LPO.   | A/D <sup>1</sup>             | A/D <sup>1</sup>             | A/D <sup>1</sup>     |
| 5JY                |                    | <b>LPO, Soft folding tonneau cover</b> , (dealer-installed)<br>1 - Not available with (VPB) vinyl tonneau cover with integrated support bows, LPO.<br>2 - Included with (PCQ) SLT eAssist Package. Not available with (VPB) vinyl tonneau cover with integrated support bows, LPO.  | A/D <sup>1</sup>             | A/D <sup>1</sup>             | A/D <sup>2</sup>     |
| VPB                |                    | <b>LPO, Vinyl tonneau cover</b> with integrated support bows, (dealer-installed)<br>1 - Not available with (5JY) soft folding tonneau cover, LPO.   | A/D <sup>1</sup>             | A/D <sup>1</sup>             | A/D <sup>1</sup>     |
| VQT                |                    | <b>LPO, Tonneau cover</b> , Hard tri-folding with vinyl cover, (dealer-installed)<br>1 - Not available with (VPB) soft tonneau cover, LPO, or (5JY) soft-folding tonneau cover, LPO.  | A/D <sup>1</sup>             | A/D <sup>1</sup>             | A/D <sup>1</sup>     |
| VZX                |                    | <b>LPO, Bed liner</b> , (dealer-installed)<br>1 - Not available with (CGN) spray-on bed liner.  | A/D                          | A/D                          | A/D <sup>1</sup>     |
| NAA                |                    | <b>LPO, Rocker Guard</b> (dealer-installed)<br>1 - Requires Crew Cab or Double Cab model. Not available with the following: (BVQ), (PDB), (PDC), (PDG), (PDT), (STF), (S6L), (RVQ), (RVS), (VXH) or (VXJ).  | A/D <sup>1</sup>             | A/D <sup>1</sup>             | A/D <sup>1</sup>     |
| VBR                |                    | <b>LPO, Rubber bed mat</b> , (dealer-installed)<br>1 - Included with (PDH) GMC Interior Protection Package, LPO. Not available with (VZX) bed liner, LPO.   | A/D <sup>1</sup>             | A/D <sup>1</sup>             | A/D <sup>1</sup>     |
| SCZ                |                    | <b>LPO, Tailgate handle</b> , chrome, (dealer-installed)  | --                           | --                           | A/D                  |
| SFE                |                    | <b>LPO, Wheel locks</b> , set of 4 (dealer-installed)<br>1 - Not available with LPO 22" wheels RX1, SEV, SEW, SF0 or SF1.   | A/D                          | A/D <sup>1</sup>             | A/D <sup>1</sup>     |
| RX1                |                    | <b>LPO, 22" (55.9 cm) 7-spoke Silver wheels with Black inserts</b> , LPO wheels will come with 4 steel 22" wheels from the factory with alignment specs set to 22" LPO wheel selected (dealer-installed)<br>1 - Requires (RHH) 22" all-terrain tires. Not available with (NHT) Max Trailering Package. Requires Crew Cab or Double Cab models.            | --                           | A/D <sup>1</sup>             | A/D <sup>1</sup>     |
| SF0                |                    | <b>LPO, 22" (55.9 cm) 6-spoke premium Silver ultra-bright machined wheels</b> , LPO wheels will come with 4 steel 22" wheels from the factory with alignment specs set to 22" LPO wheel selected (dealer-installed)<br>1 - Requires (RHH) 22" all-terrain tires. Not available with (NHT) Max Trailering Package. Requires Crew Cab or Double Cab models. | --                           | A/D <sup>1</sup>             | A/D <sup>1</sup>     |

| Free Flow RPO Code | Ref. Only RPO Code | Description<br>1 - Equipment Group 1SA available on all models.<br>2 - Equipment Group 3SA available on all models.<br>3 - Equipment group 4SA available on T*15*53, T*15543 and TK15743 Models.  | Regular, Double and Crew Cab | Regular, Double and Crew Cab | Double and Crew Cab  |
|--------------------|--------------------|---|------------------------------|------------------------------|----------------------|
|                    |                    |   | Sierra 1SA <sup>1</sup>      | SLE 3SA <sup>2</sup>         | SLT 4SA <sup>3</sup> |
| SF1                |                    | <b>LPO, 22" (55.9 cm) 7-spoke Silver wheels</b> , LPO wheels will come with 4 steel 22" wheels from the factory with alignment specs set to 22" LPO wheel selected (dealer-installed)<br>1 - Requires (RHH) 22" all-terrain tires. Not available with (NHT) Max Trailering Package. Requires Crew Cab or Double Cab models.   | --                           | A/D <sup>1</sup>             | A/D <sup>1</sup>     |
| SEV                |                    | <b>LPO, 22" (55.9 cm) 6-spoke high-gloss Black wheels</b> , LPO wheels will come with 4 steel 22" wheels from the factory with alignment specs set to 22" LPO wheel selected (dealer-installed)<br>1 - Requires (RHH) 22" all-terrain tires. Not available with (NHT) Max Trailering Package. Requires Crew Cab or Double Cab models.                                   | --                           | A/D <sup>1</sup>             | A/D <sup>1</sup>     |
| SEW                |                    | <b>LPO, 22" (55.9 cm) 5-spoke Silver ultra-bright machined wheels with high-gloss Black</b> , LPO wheels will come with 4 steel 22" wheels from the factory with alignment specs set to 22" LPO wheel selected (dealer-installed)<br>1 - Requires (RHH) 22" all-terrain tires. Not available with (NHT) Max Trailering Package. Requires Crew Cab or Double Cab models. | --                           | A/D <sup>1</sup>             | A/D <sup>1</sup>     |

S = Standard Equipment A = Available -- (dashes) = Not Available D = ADI Available  
 ■ = Included in Equipment Group □ = Included in Equipment Group but upgradeable

\*Indicates availability of feature on multiple models. For example, it indicates feature availability on 2WD and 4WD Models or Rear wheel drive and All-wheel drive Models.

Codes listed in the shaded column titled Ref. Only RPO Code are for internal use only and should not be ordered.

| Free Flow RPO Code | Ref. Only RPO Code | Description<br>1 - Equipment Group 1SA available on all models.<br>2 - Equipment Group 3SA available on all models.<br>3 - Equipment group 4SA available on T*15*53, T*15543 and TK15743 Models.   | Regular, Double and Crew Cab | Regular, Double and Crew Cab | Double and Crew Cab  |
|--------------------|--------------------|--|------------------------------|------------------------------|----------------------|
|                    |                    |  | Sierra 1SA <sup>1</sup>      | SLE 3SA <sup>2</sup>         | SLT 4SA <sup>3</sup> |
| VYU                |                    | <b>Snow Plow Prep Package</b> includes power feed for backup and roof emergency light, (KW7) 170-amp alternator, forward lamp wiring harness, (TRW) Provision for cab roof mounted lamp/beacon, (K47) high-capacity air cleaner, (NZZ) underbody shield and Heavy Duty Front Springs. VYU not available with 20" wheels without Z71 suspension.<br>1 - Requires a Regular Cab models.  | A <sup>1</sup>               | A <sup>1</sup>               | --                   |
| PCQ                |                    | <b>SLT eAssist Package</b> , includes (L8B) 5.3L V8 eAssist engine, (M5X) 8-speed automatic eAssist transmission, (C5Z) 7,200 lbs. GVWR for 2WD models, (C6C) 7,400 lbs. GVWR for 4WD models, (UF2) LED Lighting, cargo box and (5JY) soft-folding tonneau cover, LPO<br>1 - Includes (GU6) 3.42 rear axle ratio. Requires T*15543 Crew Cab models and (PDT) SLT Crew Cab Premium Plus Package. Not available with (Z71) Off-Road package or (RC7) 20" Tires. Not available with any free flow packages or RPO options other than (V76) Black recovery hooks (available on 2WD models), (K05) engine block heater and (VK3) front license plate kit. No substitutions of the above required or included equipment. | --                           | --                           | A <sup>1</sup>       |
| R9Y                |                    | <b>Fleet Free Maintenance Credit.</b> This option code provides a credit in lieu of the free oil changes, tire rotations and inspections (4 maximum), during the first 24 months and 24,000 miles period for this ordered vehicle. The invoice will detail the applicable credit. The customer will be responsible for all oil change, tire rotations and inspections costs for this vehicle.<br>1 - Requires one of the following Fleet or Government order types: FBC, FBN, FCA, FCN, FEF, FLS, FNR, FRC or FGO. Not available with FDR order type.  | A <sup>1</sup>               | A <sup>1</sup>               | A <sup>1</sup>       |
|                    | KG4                | <b>Alternator</b> , 150 amps<br>1 - Not included with (PCQ) SLT eAssist Package.   | ■                            | ■                            | ■ <sup>1</sup>       |
|                    | KY4                | <b>Alternator</b> , 100 amps<br>1 - Included and only available with (PCQ) SLT eAssist Package.  | --                           | --                           | A <sup>1</sup>       |
|                    | KW7                | <b>Alternator</b> , 170 amps<br>1 - Included and only available with (VYU) Snow Plow Prep Package.   | A <sup>1</sup>               | A <sup>1</sup>               | --                   |
| K47                |                    | <b>Air cleaner</b> , high-capacity<br>1 - Included with (VYU) Snow Plow Prep Package.<br>2 - Included with (Z71) Off-Road Suspension Package or (VYU) Snow Plow Prep Package.<br>3 - Requires 4WD model. Included and only available with (Z71) Off-Road Suspension Package.   | A <sup>1</sup>               | A <sup>2</sup>               | A <sup>3</sup>       |
|                    |                    | <b>Battery</b> , heavy-duty 730 cold-cranking amps/70 Amp-hr, maintenance-free with rundown protection and retained accessory power  | S                            | S                            | --                   |



| Free Flow RPO Code | Ref. Only RPO Code | Description<br>1 - Equipment Group 1SA available on all models.<br>2 - Equipment Group 3SA available on all models.<br>3 - Equipment group 4SA available on T*15*53, T*15543 and TK15743 Models.  | Regular, Double and Crew Cab | Regular, Double and Crew Cab | Double and Crew Cab  |
|--------------------|--------------------|---|------------------------------|------------------------------|----------------------|
|                    |                    |   | Sierra 1SA <sup>1</sup>      | SLE 3SA <sup>2</sup>         | SLT 4SA <sup>3</sup> |
|                    |                    | <b>Battery</b> , heavy-duty 720 cold-cranking amps/80 Amp-hr, maintenance-free with rundown protection and retained accessory power<br>1 - Included and only available with V8 engines.   | A <sup>1</sup>               | A <sup>1</sup>               | S                    |
|                    | JD9                | <b>Brakes</b> , 4-wheel disc with DURALIFE rotors, 4-wheel antilock   | S                            | S                            | S                    |
|                    | KC4                | <b>Cooling</b> , external engine oil cooler   | S                            | S                            | S                    |
|                    | KNP                | <b>Cooling</b> , auxiliary external transmission oil cooler<br>1 - Included and only available with (L83) 5.3L EcoTec3 V8 engine.   | A <sup>1</sup>               | A <sup>1</sup>               | ■                    |
| G80                |                    | <b>Differential</b> , heavy-duty locking rear<br>1 - Standard on 4WD models. Included on (PDU) SLE Value Package, (PDA) Texas SLE Value Package or (NHT) Max Trailering Package.  | A                            | ■ <sup>1</sup>               | ■                    |
| FE9                |                    | <b>Emissions</b> , Federal requirements   | A                            | A                            | A                    |
| NE1                |                    | <b>Emissions</b> , Connecticut, Delaware, Maine, Maryland, Massachusetts, New Jersey, New York, Oregon, Pennsylvania, Rhode Island, Vermont and Washington state requirements   | A                            | A                            | A                    |
| NB8                |                    | <b>Emissions override</b> , California (allows a dealer in states that require California emissions - California, Connecticut, Delaware, Maryland, Massachusetts, New Jersey, New York, Oregon, Pennsylvania, Rhode Island or Washington - to order Federal emissions for a vehicle that will be registered in a state that has Federal emission requirements). Do not use for vehicles that will be registered in California, Connecticut, Delaware, Maryland, Massachusetts, New Jersey, New York, Oregon, Pennsylvania, Rhode Island or Washington.<br>1 - Requires (FE9) Federal emissions requirements. Not available in Maine or Vermont.                                     | A <sup>1</sup>               | A <sup>1</sup>               | A <sup>1</sup>       |
| NB9                |                    | <b>Emissions override</b> , state-specific (for dealers ordering vehicles in (YF5) or (NE1) emission states - California, Connecticut, Delaware, Maine, Maryland, Massachusetts, New Jersey, New York, Oregon, Pennsylvania, Rhode Island, Vermont and Washington)<br>1 - Allows a California dealer (YF5 emissions) to order (NE1) emissions with (NB9) emissions override code for registration in (NE1) states; or, a Connecticut, Delaware, Maine, Maryland, Massachusetts, New Jersey, New York, Oregon, Pennsylvania, Rhode Island, Vermont and Washington dealer (NE1 emissions) to order (YF5) emissions with (NB9) emissions override code for registration in California. | A <sup>1</sup>               | A <sup>1</sup>               | A <sup>1</sup>       |
| NC7                |                    | <b>Emissions override</b> , Federal (for vehicles ordered by dealers in Federal emission states with (YF5) or (NE1) emissions - Not required for vehicles being shipped to California, Connecticut, Delaware, Maine, Maryland, Massachusetts, New Jersey, New York, Oregon, Pennsylvania, Rhode Island, Vermont or Washington)<br>1 - Requires (YF5) California state emissions requirements or (NE1) Connecticut, Delaware, Maine, Maryland, Massachusetts, New Jersey, New York, Oregon, Pennsylvania, Rhode Island, Vermont or Washington state emissions requirements.  | A <sup>1</sup>               | A <sup>1</sup>               | A <sup>1</sup>       |
| YF5                |                    | <b>Emissions</b> , California state requirements  | A                            | A                            | A                    |
|                    |                    | <b>Exhaust</b> , aluminized stainless-steel muffler and tailpipe  | S                            | S                            | S                    |

| Free Flow RPO Code | Ref. Only RPO Code | Description<br>1 - Equipment Group 1SA available on all models.<br>2 - Equipment Group 3SA available on all models.<br>3 - Equipment group 4SA available on T*15*53, T*15543 and TK15743 Models.   | Regular, Double and Crew Cab | Regular, Double and Crew Cab | Double and Crew Cab  |
|--------------------|--------------------|--|------------------------------|------------------------------|----------------------|
|                    |                    |  | Sierra 1SA <sup>1</sup>      | SLE 3SA <sup>2</sup>         | SLT 4SA <sup>3</sup> |
| K05                |                    | <b>Engine block heater</b>   | A                            | A                            | A                    |
|                    | LV3                | <b>Engine</b> , 4.3L EcoTec3 V6 with Active Fuel Management, Direct Injection and Variable Valve Timing, includes aluminum block construction with FlexFuel capability, capable of running on unleaded or up to 85% ethanol (285 hp [212 kW] @ 5300 rpm, 305 lb-ft of torque [413 Nm] @ 3900 rpm)<br>1 - Includes (FHS) E85 FlexFuel capability. Not available on T*15743 models.  | □ <sup>1</sup>               | □ <sup>1</sup>               | --                   |
| L83                |                    | <b>Engine</b> , 5.3L EcoTec3 V8, with Active Fuel Management, Direct Injection and Variable Valve Timing, includes aluminum block construction (355 hp [265 kW] @ 5600 rpm, 383 lb-ft of torque [518 Nm] @ 4100 rpm; more than 300 lb-ft of torque from 2000 to 5600 rpm)<br>1 - Standard on T*15743 models.   | A <sup>1</sup>               | A <sup>1</sup>               | □                    |
|                    | L8B                | <b>Engine</b> , 5.3L EcoTec3 V8 eAssist with Active Fuel Management, Direct Injection and Variable Valve Timing (355 hp [265 kW] @ 5600 rpm, 383 lb-ft of torque [518 Nm] @ 4100 rpm)<br>1 - Included and only available with (PCQ) SLT eAssist Package.   | --                           | --                           | A <sup>1</sup>       |
| L86                |                    | <b>Engine</b> , 6.2L EcoTec3 V8 with Active Fuel Management, Direct Injection and Variable Valve Timing, includes aluminum block construction, (420 hp [313 kW] @ 5600 rpm, 460 lb-ft of torque [624 Nm] @ 4100 rpm)   | --                           | --                           | A                    |
| FHS                |                    | <b>E85 FlexFuel capable</b><br>1 - Optional with (L83) 5.3L EcoTec3 V8 engine with (MYC) 6-speed automatic transmission or included with (LV3) 4.3L EcoTec3 V6 engine. Not available with (ZW9) pickup box delete.<br>2 - Optional with (L83) 5.3L EcoTec3 V8 engine with (MYC) 6-speed automatic transmission.  | A <sup>1</sup>               | A <sup>1</sup>               | A <sup>2</sup>       |
| NHT                |                    | <b>Max Trailing Package</b> , includes 9.76" rear axle, 8-speed transmission with 3.42 or 6-speed transmission with 3.73, (JL1) trailer brake controller, enhanced cooling radiator, revised shock tuning for increased control, heavier duty rear springs and increased RGAWR<br>1 - Requires Crew Cab or Double Cab models. Includes (G80) heavy-duty automatic locking rear differential on 2WD models (already standard on 4WD models) and Z82 Trailing Package. Requires (L83) 5.3L EcoTec3 V8 engine and (DPN) power camper mirrors. Not available with (SXL) Elevation Edition, (Z71) Off-Road Suspension Package. Includes (UHN) 18" X 8.5" bright-machined aluminum wheels. Requires (RKX) 18" tires or may upgrade to (RD3) 20" bright machined aluminum wheels with either (RC7) or (QSS) 20" tires.<br>2 - Requires (RKX) 18" tires or may upgrade to (RD5) 20" chrome wheels with either (RC7) or (QSS) 20" tires. With (L86) 6.2L engine, requires 20" wheels with (QSS) 20" tires. Requires (DQS) power adjustable, power folding camper mirrors. Not available with (GAT) All Terrain Package and (Z71) Off-Road Suspension Package. | --                           | A <sup>1</sup>               | A <sup>2</sup>       |
|                    |                    | <b>Frame</b> , fully-boxed, hydroformed front section  | S                            | S                            | S                    |
|                    | C7K                | <b>GVWR</b> , 6500 lbs. (2948 kg)<br>1 - Requires Regular Cab model C15703.  | A <sup>1</sup>               | A <sup>1</sup>               | --                   |
|                    | C5S                | <b>GVWR</b> , 6600 lbs. (2994 kg)<br>1 - Requires Regular Cab model C15703.  | A <sup>1</sup>               | A <sup>1</sup>               | --                   |

| Free Flow RPO Code | Ref. Only RPO Code | Description<br>1 - Equipment Group 1SA available on all models.<br>2 - Equipment Group 3SA available on all models.<br>3 - Equipment group 4SA available on T*15*53, T*15543 and TK15743 Models.  | Regular, Double and Crew Cab | Regular, Double and Crew Cab | Double and Crew Cab  |
|--------------------|--------------------|---|------------------------------|------------------------------|----------------------|
|                    |                    |   | Sierra 1SA <sup>1</sup>      | SLE 3SA <sup>2</sup>         | SLT 4SA <sup>3</sup> |
|                    | C3J                | <b>GVWR, 6700 lbs. (3039 kg)</b><br>1 - Requires Regular Cab model C15903 or K15703.  | A <sup>1</sup>               | A <sup>1</sup>               | --                   |
|                    | C5U                | <b>GVWR, 6800 lbs. (3084 kg)</b><br>1 - Requires Regular Cab model C15903 or K15703.  | A <sup>1</sup>               | A <sup>1</sup>               | --                   |
|                    | C5H                | <b>GVWR, 6900 lbs. (3130 kg)</b><br>1 - Regular Cab requires K15903 model and (LV3) 4.3L EcoTec3 V6 engine. Crew Cab and Double Cab requires 2WD models and (LV3) 4.3L EcoTec3 V6 engine.   | A <sup>1</sup>               | A <sup>1</sup>               | --                   |
|                    | C5W                | <b>GVWR, 7000 lbs. (3175 kg)</b><br>1 - Regular Cab requires K15903 model and (L83) 5.3L EcoTec3 V8 engine. Crew Cab and Double Cab Requires 2WD models and (L83) 5.3L EcoTec3 V8 engine or (L86) 6.2L EcoTec3 V8 engine. Not available with (NHT) Max Trailering Package.  | A <sup>1</sup>               | A <sup>1</sup>               | A <sup>1</sup>       |
|                    | C5Y                | <b>GVWR, 7100 lbs. (3221 kg)</b><br>1 - Requires Crew Cab or Double Cab 4WD models and (LV3) 4.3L EcoTec3 V6 engine.  | A <sup>1</sup>               | A <sup>1</sup>               | --                   |
|                    | C5Z                | <b>GVWR, 7200 lbs. (3266 kg)</b><br>1 - Requires Crew Cab or Double Cab 4WD models and (L83) 5.3L EcoTec3 V8 engine or (L86) 6.2L EcoTec3 V8 engine.<br>2 - Requires Crew Cab or Double Cab 4WD models and (L83) 5.3L EcoTec3 V8 engine or (L86) 6.2L EcoTec3 V8 engine. Included with (PCQ) SLT eAssist Package on TC15543 Crew Cab model.   | A <sup>1</sup>               | A <sup>1</sup>               | A <sup>2</sup>       |
|                    | C6C                | <b>GVWR, 7400 lbs. (3357 kg)</b><br>1 - Requires Crew Cab or Double Cab 2WD and (NHT) Max Trailering Package.<br>2 - Requires a Crew Cab or Double Cab 2WD model and (NHT) Max Trailering Package. Included with (PCQ) SLT eAssist Package on TK15543 Crew Cab model.   | --                           | A <sup>1</sup>               | A <sup>2</sup>       |
|                    | C6G                | <b>GVWR, 7600 lbs. (3447 kg)</b><br>1 - Requires Crew Cab or Double Cab 4WD and (NHT) Max Trailering Package.   | --                           | A <sup>1</sup>               | A <sup>1</sup>       |
|                    | JHD                | <b>Hill Descent Control</b><br>1 - Included and only available with (Z71) Off-Road Suspension Package.  | --                           | A <sup>1</sup>               | A <sup>1</sup>       |
|                    | GU4                | <b>Rear axle, 3.08 ratio</b><br>1 - Standard and only available on (L83) 5.3L EcoTec3 V8 engine. Not available with (RD3) 20" ultra bright machined aluminum wheels, (NZQ) 20" Black-painted aluminum or any LPO wheels. Not available with (SXL) Elevation Edition.<br>2 - Standard and only available on (L83) 5.3L EcoTec3 V8 engine. Not available with (RD3) 20" ultra bright machined aluminum wheels, (NZH) 20" ultra bright machined aluminum with painted accents or 22" LPO wheels.<br>3 - Standard and only available on (L83) 5.3L EcoTec3 V8 engine. Not available with (RD3) 20" ultra bright machined aluminum wheels, (NZP) 20" chrome clad aluminum, (RD5) 20" polished aluminum, (NZH) 20" ultra bright machined aluminum with painted accents or 22" LPO wheels. | A <sup>1</sup>               | A <sup>2</sup>               | □ <sup>3</sup>       |
|                    | GU5                | <b>Rear axle, 3.23 ratio</b><br>1 - Standard and only available on (LV3) 4.3L EcoTec3 V6 engine with 2WD models.<br>2 - Available with (L86) 6.2L EcoTec3 V8 engine.  | □ <sup>1</sup>               | □ <sup>1</sup>               | A <sup>2</sup>       |

| Free Flow RPO Code | Ref. Only RPO Code | Description<br>1 - Equipment Group 1SA available on all models.<br>2 - Equipment Group 3SA available on all models.<br>3 - Equipment group 4SA available on T*15*53, T*15543 and TK15743 Models.  | Regular, Double and Crew Cab | Regular, Double and Crew Cab | Double and Crew Cab  |
|--------------------|--------------------|---|------------------------------|------------------------------|----------------------|
|                    |                    |   | Sierra 1SA <sup>1</sup>      | SLE 3SA <sup>2</sup>         | SLT 4SA <sup>3</sup> |
| GU6                |                    | <b>Rear axle, 3.42 ratio</b><br>1 - Standard on 4WD V6 models. Available with (L83) 5.3L EcoTec3 V8 engine.<br>2 - Included with (PCQ) SLT eAssist Package on TC15543 Crew Cab model. Required with (L83) 5.3L EcoTec3 V8 engine or (L86) 6.2L EcoTec3 V8 engine. Included with (NHT) Max Trailing Package with (L86) 6.2L EcoTec3 V8 engine on Crew Cab models.  | □ <sup>1</sup>               | □ <sup>1</sup>               | A <sup>2</sup>       |
|                    | GT4                | <b>Rear axle, 3.73 ratio</b><br>1 - Requires Crew Cab and double Cab. Included and only available with (NHT) Max Trailing Package with (L83) 5.3L EcoTec3 V8 engine.<br>2 - Requires a Double Cab model. Included and only available with (NHT) Max Trailing Package with (L83) 5.3L EcoTec3 V8 engine.   | --                           | A <sup>1</sup>               | A <sup>2</sup>       |
| NZZ                |                    | <b>Underbody shield, transfer case protection</b><br>1 - Requires 4WD models. Included with (VYU) Snow Plow Prep Package.<br>2 - Requires 4WD models. Included with (VYU) Snow Plow Prep Package or (Z71) Off-Road Suspension Package.<br>3 - Requires 4WD models. Included and only available with (GAT) All Terrain Package or (Z71) Off-Road Suspension Package.   | A <sup>1</sup>               | A <sup>2</sup>               | A <sup>3</sup>       |
|                    |                    | <b>StabiliTrak</b> , stability control system with Proactive Roll Avoidance and traction control, includes electronic trailer sway control and hill start assist  | S                            | S                            | S                    |
|                    |                    | <b>Steering</b> , Electric Power Steering (EPS) assist, rack-and-pinion   | S                            | S                            | S                    |
| Z71                |                    | <b>Suspension Package</b> , Off-Road, requires 4WD models, includes Z71 chrome side front fender emblems, monotube Rancho brand shocks and (K47) air cleaner, (JHD) Hill Descent Control, (NZZ) underbody shield<br>1 - Includes (UHN) 18" x 8.5" (45.7 cm x 21.6 cm) bright machined aluminum wheels. Not available with (RBZ) P255/70R17 all-season, blackwall tires or (QSS) P275/55R20 all-season, blackwall tires. Requires all-terrain tires.<br>2 - Included with (GAT) All Terrain Package. Not available with (QSS) P275/55R20 all-season, blackwall tires or (RKX) P265/65R18 all-season blackwall tires. Requires all-terrain tires. | --                           | A <sup>1</sup>               | A <sup>2</sup>       |
| Z82                |                    | <b>Trailer equipment</b> , includes trailer hitch, 7-pin and 4-pin connectors<br>1 - Included with (GAT) All Terrain Package, (NHT) Max Trailing Package, (PDA) Texas SLE Value Package or (PDU) SLE Value Package.   | A                            | A <sup>1</sup>               | ■                    |
| JL1                |                    | <b>Trailer brake controller</b> , integrated<br>1 - Requires (Z82) Trailer equipment. Available as a free flow option on Regular Cab when (ZW9) pickup box delete is ordered.<br>2 - Requires (Z82) Trailer equipment. Included with (NHT) Max Trailing Package. Available as a free flow option on Regular Cab when (ZW9) pickup box delete is ordered.<br>3 - Included with (NHT) Max Trailing Package and (PDT) SLT Crew Cab Premium Plus Package.   | A <sup>1</sup>               | A <sup>2</sup>               | A <sup>3</sup>       |
|                    | MYC                | <b>Transmission</b> , 6-speed automatic, electronically controlled with overdrive and tow/haul mode. Includes Cruise Grade Braking and Powertrain Grade Braking<br>1 - Requires Double Cab model and (L83) 5.3L EcoTec3 V8 engine. Requires Crew cab model without (GAT) All Terrain Package, (PDT) SLT Crew Cab Premium Plus Package, (NHT) Max Trailing Package or (L86) 6.2L EcoTec3 V8 engine.  | S                            | S                            | S <sup>1</sup>       |

| Free Flow RPO Code | Ref. Only RPO Code | Description<br>1 - Equipment Group 1SA available on all models.<br>2 - Equipment Group 3SA available on all models.<br>3 - Equipment group 4SA available on T*15*53, T*15543 and TK15743 Models.   | Regular, Double and Crew Cab | Regular, Double and Crew Cab | Double and Crew Cab  |
|--------------------|--------------------|--|------------------------------|------------------------------|----------------------|
|                    |                    |  | Sierra 1SA <sup>1</sup>      | SLE 3SA <sup>2</sup>         | SLT 4SA <sup>3</sup> |
|                    | M5U                | <b>Transmission</b> , 8-speed automatic, electronically controlled with overdrive and tow/haul mode. Includes Cruise Grade Braking and Powertrain Grade Braking<br>1 - Included and only available on Double Cab models with (L86) 6.2L EcoTec3 V8 engine. Included and only available on Crew Cab models with (GAT) All Terrain Package, (PDT) SLT Crew Cab Premium Plus Package, (NHT) Max Trailering Package or (L86) 6.2L EcoTec3 V8 engine. | --                           | --                           | A <sup>1</sup>       |
|                    | M5X                | <b>Transmission</b> , 8-speed automatic eAssist<br>1 - Included and only available with (PCQ) SLT eAssist Package.   | --                           | --                           | A <sup>1</sup>       |
|                    | NQG                | <b>Transfer case</b> , with floor-mounted shifter<br>1 - Included with 4WD models only.  | ■ <sup>1</sup>               | --                           | --                   |
|                    | NQH                | <b>Transfer case</b> , active, 2-speed electronic Autotrac with rotary controls, includes neutral position for dinghy towing<br>1 - Requires 4WD models.<br>2 - Included with 4WD models only.   | A <sup>1</sup>               | ■ <sup>2</sup>               | ■ <sup>2</sup>       |
|                    | WBC                | <b>LPO, Cat-Back Performance Exhaust</b> , (dealer-installed)<br>1 - Requires Crew Cab or Double Cab model and (L83) 5.3L EcoTec3 V8 engine. Not available with (VQZ) polished exhaust tip, LPO.<br>2 - Included with (STF) All Terrain X Package. Requires (L83) 5.3L EcoTec3 V8 engine. Not available with (VQZ) polished exhaust tip, LPO.  | A/D <sup>1</sup>             | A/D <sup>1</sup>             | A/D <sup>2</sup>     |
|                    | 5JL                | <b>LPO, Front Brake Kit-Performance</b> , includes Red Brembo 6-piston brake calipers with larger than stock pads and rotors (front brakes only with GMC logo) (dealer-installed)<br>1 - Requires (SXL) Elevation Edition.<br>2 - Requires 20" or 22" wheels.  | A/D <sup>1</sup>             | A/D <sup>2</sup>             | A/D <sup>2</sup>     |
|                    | SAM                | <b>LPO, Underbody Shield Package</b> , transfer case protection (dealer-installed)<br>1 - Not available on 4WD models with (Z71) Off-Road Suspension Package, (GAT) All Terrain Package, or (NZZ) underbody shield.  | --                           | --                           | A/D <sup>1</sup>     |

S = Standard Equipment    A = Available    -- (dashes) = Not Available  
 ■ = Included in Equipment Group    □ = Included in Equipment Group but upgradeable

\*Indicates availability of feature on multiple models. For example, it indicates feature availability on 2WD and 4WD Models or Rear wheel drive and All-wheel drive Models.

|                 |  | Transmissions                             |                             |                                     | Axles          |             |                |                | GVWR lbs. (kg)        |                       |                       |                       |                       |                       |
|-----------------|--|---|-----------------------------|-------------------------------------|----------------|-------------|----------------|----------------|-----------------------|-----------------------|-----------------------|-----------------------|-----------------------|-----------------------|
| Model           | Engine   | MYC<br>6-Speed<br>Automatic<br>Heavy-Duty | M5U<br>8-speed<br>Automatic | M5X<br>8-speed<br>Automatic<br>BAS+ | GU4<br>3.08    | GU5<br>3.23 | GU6<br>3.42    | GT4<br>3.73    | C5H<br>6900<br>(3130) | C5W<br>7000<br>(3175) | C5Y<br>7100<br>(3221) | C5Z<br>7200<br>(3266) | C6C<br>7400<br>(3357) | C6G<br>7600<br>(3447) |
| <b>Crew Cab</b> |  |   |                             |                                     |                |             |                |                |                       |                       |                       |                       |                       |                       |
| <b>TC15543</b>  | LV3<br>4.3L<br>EcoTec3<br>V6 AFM<br>DI VVT<br>Flex Fuel<br>aluminum<br>block | S   | --                          | --                                  | --             | S           | --             | --             | S                     | --                    | --                    | --                    | --                    | --                    |
|                 | L83<br>5.3L<br>EcoTec3<br>V8 AFM<br>DI VVT<br>aluminum<br>block              | S   | A                           | --                                  | S <sup>2</sup> | --          | A <sup>3</sup> | A <sup>1</sup> | --                    | A                     | --                    | --                    | A <sup>1</sup>        | --                    |
|                 | L86<br>6.2L<br>EcoTec3<br>V8 AFM<br>DI VVT<br>aluminum<br>block              | --  | S                           | --                                  | --             | S           | A <sup>1</sup> | --             | --                    | A                     | --                    | --                    | A <sup>1</sup>        | --                    |
|                 | L8B<br>5.3L<br>EcoTec3<br>V8 eAssist   | --  | --                          | A                                   | --             | --          | A              | --             | --                    | --                    | --                    | A                     | --                    | --                    |

| Model   | Engine   | Transmissions                             |                             |                                     | Axles          |             |                |                | GVWR lbs. (kg)        |                       |                       |                       |                       |                       |
|---------|--|---|-----------------------------|-------------------------------------|----------------|-------------|----------------|----------------|-----------------------|-----------------------|-----------------------|-----------------------|-----------------------|-----------------------|
|         |  | MYC<br>6-Speed<br>Automatic<br>Heavy-Duty | M5U<br>8-speed<br>Automatic | M5X<br>8-speed<br>Automatic<br>BAS+ | GU4<br>3.08    | GU5<br>3.23 | GU6<br>3.42    | GT4<br>3.73    | C5H<br>6900<br>(3130) | C5W<br>7000<br>(3175) | C5Y<br>7100<br>(3221) | C5Z<br>7200<br>(3266) | C6C<br>7400<br>(3357) | C6G<br>7600<br>(3447) |
| TC15743 | L83<br>5.3L<br>EcoTec3<br>V8 AFM<br>DI VVT<br>aluminum<br>block              | S   | A                           | --                                  | S <sup>2</sup> | --          | A <sup>3</sup> | A <sup>1</sup> | --                    | A                     | --                    | --                    | A <sup>1</sup>        | --                    |
|         | L86<br>6.2L<br>EcoTec3<br>V8 AFM<br>DI VVT<br>aluminum<br>block              | --  | S                           | --                                  | --             | S           | A <sup>1</sup> | --             | --                    | A                     | --                    | --                    | A <sup>1</sup>        | --                    |
| TK15543 | LV3<br>4.3L<br>EcoTec3<br>V6 AFM<br>DI VVT<br>Flex Fuel<br>aluminum<br>block | S   | --                          | --                                  | --             | --          | S              | --             | --                    | --                    | S                     | --                    | --                    | --                    |
|         | L83<br>5.3L<br>EcoTec3<br>V8 AFM<br>DI VVT<br>aluminum<br>block              | S   | A                           | --                                  | S <sup>2</sup> | --          | A <sup>3</sup> | A <sup>1</sup> | --                    | --                    | --                    | A                     | --                    | A <sup>1</sup>        |
|         | L86<br>6.2L<br>EcoTec3<br>V8 AFM<br>DI VVT<br>aluminum<br>block              | --  | S                           | --                                  | --             | S           | A <sup>1</sup> | --             | --                    | --                    | --                    | A                     | --                    | A <sup>1</sup>        |
|         | L8B<br>5.3L<br>EcoTec3<br>V8 eAssist   | --  | --                          | A                                   | --             | --          | A              | --             | --                    | --                    | --                    | --                    | A                     | --                    |
|         | L83<br>5.3L<br>EcoTec3<br>V8 AFM   | S   | A                           | --                                  | S <sup>2</sup> | --          | A <sup>3</sup> | A <sup>1</sup> | --                    | --                    | --                    | A                     | --                    | A <sup>1</sup>        |

| Model | Engine  | Transmissions                             |                             |                                     | Axles       |             |                |             | GVWR lbs. (kg)        |                       |                       |                       |                       |                       |
|-------|---|---|-----------------------------|-------------------------------------|-------------|-------------|----------------|-------------|-----------------------|-----------------------|-----------------------|-----------------------|-----------------------|-----------------------|
|       |   | MYC<br>6-Speed<br>Automatic<br>Heavy-Duty | M5U<br>8-speed<br>Automatic | M5X<br>8-speed<br>Automatic<br>BAS+ | GU4<br>3.08 | GU5<br>3.23 | GU6<br>3.42    | GT4<br>3.73 | C5H<br>6900<br>(3130) | C5W<br>7000<br>(3175) | C5Y<br>7100<br>(3221) | C5Z<br>7200<br>(3266) | C6C<br>7400<br>(3357) | C6G<br>7600<br>(3447) |
|       | DI VVT<br>aluminum<br>block                                     |   |                             |                                     |             |             |                |             |                       |                       |                       |                       |                       |                       |
|       | L86<br>6.2L<br>EcoTec3<br>V8 AFM<br>DI VVT<br>aluminum<br>block | --  | S                           | --                                  | --          | S           | A <sup>1</sup> | --          | --                    | --                    | --                    | A                     | --                    | A <sup>1</sup>        |

1 - Requires (NHT) Max Tailing Package.

2 - Not available with (RD3) 20" bright machined aluminum wheels or (NZM) 20" chrome aluminum wheels.

3 - Required with (M5U) 8-speed automatic transmission.



S = Standard Equipment    A = Available    -- (dashes) = Not Available  
 ■ = Included in Equipment Group    □ = Included in Equipment Group but upgradeable

\*Indicates availability of feature on multiple models. For example, it indicates feature availability on 2WD and 4WD Models or Rear wheel drive and All-wheel drive Models.

|                   |  | Transmissions                             |                             | Axles          |             |                |                | GVWR lbs. (kg)        |                       |                       |                       |                       |                       |
|-------------------|--|---|-----------------------------|----------------|-------------|----------------|----------------|-----------------------|-----------------------|-----------------------|-----------------------|-----------------------|-----------------------|
| Model             | Engine   | MYC<br>6-Speed<br>Automatic<br>Heavy-Duty | M5U<br>8-speed<br>Automatic | GU4<br>3.08    | GU5<br>3.23 | GU6<br>3.42    | GT4<br>3.73    | C5H<br>6900<br>(3130) | C5W<br>7000<br>(3175) | C5Y<br>7100<br>(3221) | C5Z<br>7200<br>(3266) | C6C<br>7400<br>(3357) | C6G<br>7600<br>(3447) |
| <b>Double Cab</b> |  |   |                             |                |             |                |                |                       |                       |                       |                       |                       |                       |
| <b>TC15753</b>    | LV3<br>4.3L<br>EcoTec3<br>V6 AFM DI<br>VVT Flex<br>Fuel<br>aluminum<br>block | S   | --                          | --             | S           | --             | --             | S                     | --                    | --                    | --                    | --                    | --                    |
|                   | L83<br>5.3L<br>EcoTec3<br>V8 AFM DI<br>VVT<br>aluminum<br>block              | S   | --                          | S <sup>2</sup> | --          | A <sup>3</sup> | A <sup>1</sup> | --                    | A                     | --                    | --                    | A <sup>1</sup>        | --                    |
|                   | L86<br>6.2L<br>EcoTec3<br>V8 AFM DI<br>VVT<br>aluminum<br>block              | --  | A                           | --             | S           | A <sup>1</sup> | --             | --                    | A                     | --                    | --                    | A <sup>1</sup>        | --                    |

| Model   | Engine   | Transmissions                             |                             | Axles          |             |                |                | GVWR lbs. (kg)        |                       |                       |                       |                       |                       |
|---------|--|---|-----------------------------|----------------|-------------|----------------|----------------|-----------------------|-----------------------|-----------------------|-----------------------|-----------------------|-----------------------|
|         |  | MYC<br>6-Speed<br>Automatic<br>Heavy-Duty | M5U<br>8-speed<br>Automatic | GU4<br>3.08    | GU5<br>3.23 | GU6<br>3.42    | GT4<br>3.73    | C5H<br>6900<br>(3130) | C5W<br>7000<br>(3175) | C5Y<br>7100<br>(3221) | C5Z<br>7200<br>(3266) | C6C<br>7400<br>(3357) | C6G<br>7600<br>(3447) |
| TK15753 | LV3<br>4.3L<br>EcoTec3<br>V6 AFM DI<br>VVT Flex<br>Fuel<br>aluminum<br>block | S   | --                          | --             | --          | S              | --             | --                    | --                    | S                     | --                    | --                    | --                    |
|         | L83<br>5.3L<br>EcoTec3<br>V8 AFM DI<br>VVT<br>aluminum<br>block              | S   | --                          | S <sup>2</sup> | --          | A <sup>3</sup> | A <sup>1</sup> | --                    | --                    | --                    | A                     | --                    | A <sup>1</sup>        |
|         | L86<br>6.2L<br>EcoTec3<br>V8 AFM DI<br>VVT<br>aluminum<br>block              | --  | A                           | --             | S           | S <sup>1</sup> | --             | --                    | --                    | --                    | A                     | --                    | A <sup>1</sup>        |

1 - Requires (NHT) Max Trailering Package.

2 - Not available with (RD3) 20" bright machined aluminum wheels or (NZM) 20" chrome aluminum wheels.

3 - Required with (M5U) 8-speed automatic transmission.

| S = Standard Equipment    A = Available    -- (dashes) = Not Available<br>■ = Included in Equipment Group    □ = Included in Equipment Group but upgradeable<br><br>*Indicates availability of feature on multiple models. For example, it indicates feature availability on 2WD and 4WD Models or Rear wheel drive and All-wheel drive Models. |   |   |                |             |             |                       |                       |                       |                       |                       |                       |
|---|---|---|----------------|-------------|-------------|-----------------------|-----------------------|-----------------------|-----------------------|-----------------------|-----------------------|
|   |   | Transmissions                             | Axles          |             |             | GVWR lbs. (kg)        |                       |                       |                       |                       |                       |
| Model   | Engine  | MYC<br>6-Speed<br>Automatic<br>Heavy-Duty | GU4<br>3.08    | GU5<br>3.23 | GU6<br>3.42 | C7K<br>6500<br>(2948) | C5S<br>6600<br>(2994) | C3J<br>6700<br>(3039) | C5U<br>6800<br>(3084) | C5H<br>6900<br>(3130) | C5W<br>7000<br>(3175) |
| <b>Regular Cab</b>  |   |   |                |             |             |                       |                       |                       |                       |                       |                       |
| <b>TC15703</b>  | LV3<br>4.3L EcoTec3 V6 AFM DI VVT<br>Flex Fuel aluminum block | S   | --             | S           | --          | S                     | --                    | --                    | --                    | --                    | --                    |
|   | L83<br>5.3L EcoTec3 V8 AFM DI VVT<br>aluminum block           | S   | S <sup>1</sup> | --          | A           | --                    | A                     | --                    | --                    | --                    | --                    |
| <b>TC15903</b>  | LV3<br>4.3L EcoTec3 V6 AFM DI VVT<br>Flex Fuel aluminum block | S   | --             | S           | --          | --                    | --                    | S                     | --                    | --                    | --                    |
|   | L83<br>5.3L EcoTec3 V8 AFM DI VVT<br>aluminum block           | S   | S <sup>1</sup> | --          | A           | --                    | --                    | --                    | A                     | --                    | --                    |
| <b>TK15703</b>  | LV3<br>4.3L EcoTec3 V6 AFM DI VVT<br>Flex Fuel aluminum block | S   | --             | --          | S           | --                    | --                    | S                     | --                    | --                    | --                    |
|   | L83<br>5.3L EcoTec3 V8 AFM DI VVT<br>aluminum block           | S   | S <sup>1</sup> | --          | A           | --                    | --                    | --                    | A                     | --                    | --                    |
| <b>TK15903</b>  | LV3<br>4.3L EcoTec3 V6 AFM DI VVT<br>Flex Fuel aluminum block | S   | --             | --          | S           | --                    | --                    | --                    | --                    | S                     | --                    |
|   | L83<br>5.3L EcoTec3 V8 AFM DI VVT<br>aluminum block           | S   | S <sup>1</sup> | --          | A           | --                    | --                    | --                    | --                    | --                    | A                     |

1 - Not available with (RD3) 20" bright machined aluminum wheels.

S = Standard Equipment    A = Available    -- (dashes) = Not Available  
 ■ = Included in Equipment Group    □ = Included in Equipment Group but upgradeable

\*Indicates availability of feature on multiple models. For example, it indicates feature availability on 2WD and 4WD Models or Rear wheel drive and All-wheel drive Models.

| Decor Level | Seat Type  | Seat Code | Seat Trim | Interior  |  |                  |
|-------------|--|-----------|-----------|-----------|--|------------------|
|             |  |           |           | Jet Black | Dark Ash seats with Jet Black interior accents | Cocoa / Dune     |
| 1SA         | Front 40/20/40 split-bench with fold-down armrest and driver manual adjustable lumbar  | AE7       | Cloth     | --        | H2R  | --               |
| 1SA         | Front 40/20/40 split-bench with fold-down armrest and fixed driver lumbar  | AE7       | Vinyl     | --        | H2Q  | --               |
| 1SA/3SA     | Front 40/20/40 reclining split-bench with fold-down armrest and lockable storage compartment and manually adjustable driver lumbar | AZ3       | Cloth     | H0U       | H2S <sup>1</sup>                               | H2T <sup>1</sup> |
| 3SA         | Front power reclining buckets with heat, driver side has 10-way power and passenger side has 6-way power                           | A95       | Cloth     | H2U       | H2S  | H2T              |
| 1SA         | Front 40/20/40 reclining split-bench with fold-down armrest and lockable storage compartment and manually adjustable driver lumbar | AZ3       | Cloth     | H0U       | --   | --               |

| Exterior Solid Paint      | Color Code | Touch Up Paint Number | Interior  |  |              |
|---------------------------|------------|-----------------------|-----------|--|--------------|
|                           |            |                       | Jet Black | Dark Ash seats with Jet Black interior accents | Cocoa / Dune |
| Woodland Green            | 9V5        | WA-9015               | A         | A  | A            |
| Doeskin Tan               | none       | WA-9403               | A         | A  | A            |
| Wheatland Yellow          | 9W3        | WA-253A               | A         | A  | A            |
| Tangier Orange            | 9W4        | WA-9417               | A         | A  | A            |
| Dark Toreador Red         | none       | WA-334D               | A         | A  | A            |
| Unripened Green Metallic  | none       | WA-136X               | A         | A  | A            |
| Indigo Blue               | none       | WA-9792               | A         | A  | A            |
| Light Autumnwood Metallic | none       | WA-228A               | A         | A  | A            |
| Pewter                    | none       | WA-382E               | A         | A  | A            |
| Yellow <sup>3</sup>       | none       | WA-5248               | A         | A  | A            |
| Blue <sup>3</sup>         | none       | WA-5405               | A         | A  | A            |

| Exterior Solid Paint                 | Color Code | Touch Up Paint Number | Interior  |  |              |
|--------------------------------------|------------|-----------------------|-----------|--|--------------|
|                                      |            |                       | Jet Black | Dark Ash seats with Jet Black interior accents | Cocoa / Dune |
| Yellow <sup>3</sup>                  | none       | WA-5445               | A         | A  | A            |
| Yellow <sup>3</sup>                  | none       | WA-5456               | A         | A  | A            |
| Blue <sup>3</sup>                    | none       | WA-7154               | A         | A  | A            |
| Yellow <sup>3</sup>                  | none       | WA-9414               | A         | A  | A            |
| Orange <sup>3</sup>                  | none       | WA-9419               | A         | A  | A            |
| Orange <sup>3</sup>                  | none       | WA-770H               | A         | A  | A            |
| Arrival Blue Metallic <sup>3</sup>   | none       | WA-815K               | A         | A  | A            |
| Blue <sup>3</sup>                    | none       | WA-454N               | A         | A  | A            |
| <b>NEW!</b> Unripened Green Metallic | none       | WA-136X               | A         | A  | A            |

1 - Requires (PCY) SLE Fleet Preferred Package, (PDU) SLE Value Package or (PDA) Texas SLE Value Package. Includes 10-way power driver seat.  
 2 - Not available on Regular Cab models.  
 3 - Not available on Crew Cab models.

S = Standard Equipment    A = Available    -- (dashes) = Not Available  
 ■ = Included in Equipment Group    □ = Included in Equipment Group but upgradeable

\*Indicates availability of feature on multiple models. For example, it indicates feature availability on 2WD and 4WD Models or Rear wheel drive and All-wheel drive Models.

| Decor Level | Seat Type  | Seat Code | Seat Trim                     | Interior         |  |                  |
|-------------|--|-----------|-------------------------------|------------------|--|------------------|
|             |  |           |                               | Jet Black        | Dark Ash seats with Jet Black interior accents | Cocoa / Dune     |
| 1SA         | Front 40/20/40 split-bench with fold-down armrest and driver manual adjustable lumbar  | AE7       | Cloth                         | --               | H2R  | --               |
| 1SA         | Front 40/20/40 split-bench with fold-down armrest and fixed driver lumbar  | AE7       | Vinyl                         | --               | H2Q  | --               |
| 1SA         | Front 40/20/40 reclining split-bench with fold-down armrest and lockable storage compartment and manually adjustable driver lumbar | AZ3       | Cloth                         | H0U <sup>1</sup> | H2R  | --               |
| 3SA         | Front 40/20/40 reclining split-bench with fold-down armrest and lockable storage compartment and manually adjustable driver lumbar | AZ3       | Cloth                         | H0U              | H2S <sup>2</sup>                               | H2T <sup>2</sup> |
| 3SA         | Front power reclining buckets with heat, driver side has 10-way power and passenger side has 6-way power                           | A95       | Cloth                         | H0U              | H2S  | H2T              |
| 3SA         | Front 40/20/40 reclining split-bench with fold-down armrest and lockable storage compartment and manually adjustable driver lumbar | AZ3       | Leather-appointed front seats | H1Y <sup>4</sup> | --   | --               |

| Exterior Solid Paint                            | Color Code | Touch Up Paint Number | Interior  |  |              |
|---|------------|-----------------------|-----------|--|--------------|
|   |            |                       | Jet Black | Dark Ash seats with Jet Black interior accents | Cocoa / Dune |
| Stone Blue Metallic <sup>5</sup>                | G1K        | WA-409Y               | A         | A  | A            |
| White Frost Tricoat <sup>6</sup>                | G1W        | WA-140X               | A         | A  | A            |
| <b>NEW!</b> Deep Mahogany Metallic <sup>7</sup> | G2X        | WA-439C               | A         | A  | A            |
| Cardinal Red                                    | G7C        | WA-130X               | A         | A  | A            |
| Quicksilver Metallic <sup>5</sup>               | GAN        | WA-636R               | A         | A  | A            |
| Summit White                                    | GAZ        | WA-8624               | A         | A  | A            |
| Onyx Black                                      | GBA        | WA-8555               | A         | A  | A            |
| Dark Slate Metallic <sup>5</sup>                | GPA        | WA-457B               | A         | A  | A            |

| Exterior<br>Solid Paint                      | Color<br>Code | Touch Up<br>Paint Number | Interior  |   |              |
|--|---------------|--------------------------|-----------|---|--------------|
|  |               |                          | Jet Black | Dark Ash<br>seats with Jet<br>Black interior<br>accents | Cocoa / Dune |
| <b>NEW!</b> Red Quartz Tintcoat <sup>8</sup> | GPJ           | WA-434B                  | A         | A   | A            |

- 1 - Not available on Double Cab models.
- 2 - Requires (PCY) SLE Fleet Preferred Package, (PDU) SLE Value Package or (PDA) Texas SLE Value Package. Includes 10-way power driver seat.
- 3 - Not available on Regular Cab models.
- 4 - Not available on Regular Cab models. Requires (PCY) SLE Fleet Preferred Package, (PDU) SLE Value Package or (PDA) Texas SLE Value Package. Includes 10-way power driver seat. Includes (KA1) driver and front passenger heated seat cushions and seatbacks.
- 5 - Available at extra charge.
- 6 - Not available with Sierra 1SA equipment group or with Double Cab or Regular Cab models. Available at extra charge.
- 7 - Available at extra charge. Not available on Crew Cab models.
- 8 - Available at extra charge. Not available on 1SA.

S = Standard Equipment    A = Available    -- (dashes) = Not Available  
 ■ = Included in Equipment Group    □ = Included in Equipment Group but upgradeable

\*Indicates availability of feature on multiple models. For example, it indicates feature availability on 2WD and 4WD Models or Rear wheel drive and All-wheel drive Models.

| Decor Level | Seat Type  | Seat Code | Seat Trim                     | Interior         |                                   |  |                  |
|-------------|--|-----------|-------------------------------|------------------|-----------------------------------|--|------------------|
|             |  |           |                               | Jet Black        | Jet Black / Spice Red All Terrain | Dark Ash seats with Jet Black interior accents | Cocoa / Dune     |
| 4SA         | 40/20/40 leather-appointed split-bench with heat and 10-way power driver and passenger seat with power lumbar, driver seat includes 2-position memory                    | B3F       | Leather-appointed front seats | H2U              | --                                | H2V  | H0K              |
| 4SA         | Front power full-feature reclining heated buckets, 10-way power driver and passenger seat with 2-way power lumbar, driver seat includes 2-position memory                | AN3       | Leather-appointed front seats | H2U              | H2W <sup>1</sup>                  | H2V  | H0K              |
| 4SA         | Front power full-feature reclining heated and ventilated buckets, 10-way power driver and passenger seat with 2-way power lumbar, driver seat includes 2-position memory | AN3       | Perforated leather-appointed  | H3B <sup>2</sup> | --                                | H3C <sup>2</sup>                               | H3A <sup>2</sup> |

| Exterior Solid Paint                            | Color Code | Touch Up Paint Number | Interior  |                                   |  |              |
|---|------------|-----------------------|-----------|-----------------------------------|--|--------------|
|   |            |                       | Jet Black | Jet Black / Spice Red All Terrain | Dark Ash seats with Jet Black interior accents | Cocoa / Dune |
| Stone Blue Metallic <sup>3</sup>                | G1K        | WA-409Y               | A         | A                                 | A  | A            |
| White Frost Tricoat <sup>4</sup>                | G1W        | WA-140X               | A         | --                                | A  | A            |
| <b>NEW!</b> Deep Mahogany Metallic <sup>5</sup> | G2X        | WA-439C               | A         | A                                 | A  | A            |
| Cardinal Red                                    | G7C        | WA-130X               | A         | --                                | A  | A            |
| Quicksilver Metallic <sup>3</sup>               | GAN        | WA-636R               | A         | --                                | A  | A            |
| Summit White                                    | GAZ        | WA-8624               | A         | A                                 | A  | A            |
| Onyx Black                                      | GBA        | WA-8555               | A         | A                                 | A  | A            |
| Dark Slate Metallic <sup>3</sup>                | GPA        | WA-457B               | A         | A                                 | A  | A            |
| <b>NEW!</b> Red Quartz Tintcoat <sup>3</sup>    | GPJ        | WA-434B               | A         | A                                 | A  | A            |



| Exterior<br>Solid Paint   | Color<br>Code | Touch Up<br>Paint Number | Interior  |   |   |              |
|---|---------------|--------------------------|-----------|---|---|--------------|
|   |               |                          | Jet Black | Jet Black /<br>Spice Red All<br>Terrain | Dark Ash<br>seats with Jet<br>Black interior<br>accents | Cocoa / Dune |
| 1 - Requires (GAT) All Terrain Package.<br>2 - Requires (KQV) heated and ventilated seating.<br>3 - Available at extra charge.<br>4 - Only available on Crew Cab models. Available at extra charge.<br>5 - Available at extra charge. Not available on Crew Cab models. |               |                          |           |   |   |              |

S = Standard Equipment A = Available -- (dashes) = Not Available D = ADI Available  
 ■ = Included in Equipment Group □ = Included in Equipment Group but upgradeable

\*Indicates availability of feature on multiple models. For example, it indicates feature availability on 2WD and 4WD Models or Rear wheel drive and All-wheel drive Models.

Codes listed in the shaded column titled Ref. Only RPO Code are for internal use only and should not be ordered.

| Free Flow RPO Code | Ref. Only RPO Code | Description<br>1 - Equipment Group 1SA available on all models.<br>2 - Equipment Group 3SA available on all models.<br>3 - Equipment group 4SA available on T*15*53, T*15543 and TK15743 Models.  | Regular, Double and Crew Cab | Regular, Double and Crew Cab | Double and Crew Cab  |
|--------------------|--------------------|---|------------------------------|------------------------------|----------------------|
|                    |                    |   | Sierra 1SA <sup>1</sup>      | SLE 3SA <sup>2</sup>         | SLT 4SA <sup>3</sup> |
|                    |                    | <b>Interior</b>   |                              |                              |                      |
| 9S1                |                    | <b>Seats, driver and passenger front, individual seats in vinyl trim</b><br>Driver and passenger front individual seats in base vinyl trim. Derived from a RPO (AE7) 40-20-40 split bench seat with the 20% section removed which also removes the USB port and input jack for audio system. Seats are manual, not power. Does not include a floor console. All exposed floor area will remain untrimmed. Standard vinyl rear seat with trim matching front seats will be provided on Double Cab and Crew Cab models.<br>1 - Requires (AE7) 40/20/40 split bench seat and trim code (H2Q) Dark Ash vinyl. | A <sup>1</sup>               | --                           | --                   |
| 9U3                |                    | <b>Seats, Driver and passenger front individual seats in cloth trim</b><br>Driver and passenger front individual seats in base cloth trim. Derived from a RPO (AE7) 40-20-40 split bench seat with the 20% section removed which also removes the USB port and input jack for audio system. Seats are manual, not power. Does not include a floor console. All exposed floor area will remain untrimmed. Standard cloth rear seat with trim matching front seats will be provided on Double Cab and Crew Cab models.<br>1 - Requires (AE7) 40/20/40 split bench seat and trim code (H2R) Dark Ash Cloth.  | A <sup>1</sup>               | --                           | --                   |
| 5L5                |                    | <b>Theft deterrent system fleet immobilizer modifications</b><br>In the absence of master key, reduces roadside key relearn process to (3) two-minute cycles in place of the standard (3) ten-minute cycles. This option will also allow for only one learned key to be needed when adding additional keys instead of 2 learned keys.   | A                            | A                            | A                    |
|                    |                    | <b>Exterior</b>   |                              |                              |                      |
| 8S3                |                    | <b>Backup alarm, 97 decibels</b><br>1 - Not available with SEO (SFW) back-up alarm calibration.   | A <sup>1</sup>               | A <sup>1</sup>               | A <sup>1</sup>       |
| SFW                |                    | <b>Back-up alarm calibration</b><br>This calibration will allow installation of an aftermarket back up alarm.<br>1 - Included with (ZW9) Pickup box delete. Not available with SEO (8S3) back-up alarm.   | A <sup>1</sup>               | A <sup>1</sup>               | A <sup>1</sup>       |
| 5F9                |                    | <b>Rear Camera Calibrations without Guidelines</b><br>A calibration without guidelines will be flashed at the plant. Vehicle will not have a rear camera. Camera will be added by the upfitter.<br>1 - Requires *15903 and (ZW9) pickup box delete.   | A <sup>1</sup>               | A <sup>1</sup>               | --                   |

| Free Flow RPO Code | Ref. Only RPO Code | Description<br>1 - Equipment Group 1SA available on all models.<br>2 - Equipment Group 3SA available on all models.<br>3 - Equipment group 4SA available on T*15*53, T*15543 and TK15743 Models.   | Regular, Double and Crew Cab | Regular, Double and Crew Cab | Double and Crew Cab  |
|--------------------|--------------------|--|------------------------------|------------------------------|----------------------|
|                    |                    |  | Sierra 1SA <sup>1</sup>      | SLE 3SA <sup>2</sup>         | SLT 4SA <sup>3</sup> |
| 9M4                |                    | <b>Decal and name plate delete, tailgate</b><br>Deletes all nameplates and decals on the pickup box tailgate<br>1 - Not available with SEO (8F2) ornamentation delete. Not available with (ZW9) pickup box delete.   | A <sup>1</sup>               | --                           | --                   |
| 9R1                |                    | <b>Decal delete, Pickup box</b><br>Deletes the "4x4" decal from the side of the pickup box<br>1 - Requires 4WD models only. Not available with SEO (8F2) ornamentation delete or (ZW9) pickup box delete.  | A <sup>1</sup>               | --                           | --                   |
| 5H1                |                    | <b>Key equipment, two additional keys for single key system</b><br>Provides two additional spare keys for a total of (4). (Keys will be cut but not programmed) NOTE: programming of keys is at customer's expense. Programming keys is not a warranty expense.<br>1 - Not available with (5Z4) spare wheel carrier and lock delete or (ZW9) pickup box delete.            | A <sup>1</sup>               | A <sup>1</sup>               | --                   |
| 8X1                |                    | <b>Label, fasten safety belts</b><br>"Fasten Safety Belts" reminder label on right hand and left hand front side door glass  | A                            | A                            | A                    |
| 8F2                |                    | <b>Ornamentation, delete</b><br>Deletes decals and nameplates on truck exterior<br>1 - Not available with (SXL) Elevation Edition.   | A <sup>1</sup>               | --                           | --                   |
| 9L3                |                    | <b>Spare tire delete</b><br>Deletes the spare tire only. Spare wheel and carrier remain<br>1 - Not available with (RC3) Tires, P26570R17 all-terrain, blackwall or (ZW9) pickup box delete.  | A <sup>1</sup>               | --                           | --                   |
| 5Z4                |                    | <b>Spare wheel, carrier and lock delete</b><br>Deletes the base spare wheel, carrier and (SAF) lock. Does not delete jack or tools<br>1 - Requires SEO (9L3) spare tire delete and (E63) pickup box. Not available with (5H1) two additional keys for single key system.   | A <sup>1</sup>               | --                           | --                   |
| 00A                |                    | <b>Spare wheel, upgrade</b><br>Replaces Black standard spare wheel and upgrades to a matching Silver steel road wheel. Includes tire pressure monitoring sensor.<br>1 - Requires (RD6) painted steel wheels. Not available with SEO (5Z4) spare wheel, carrier and lock or (ZW9) pickup box delete.  | A <sup>1</sup>               | --                           | --                   |
| TGK                |                    | <b>Special Paint, Solid, one color</b><br>All normally body colored non-sheet metal parts will be Black. May require extended lead time. Door handles and mirrors will be grain Black. Deletes standard/packaged body-side moldings.<br>1 - Not available with (SXL) Elevation Edition.<br>2 - Not available with (NHT) Max Trailering package or (SXL) Elevation Edition. | A <sup>1</sup>               | A <sup>2</sup>               | --                   |
| 9V5                |                    | <b>Paints, solid, Woodland Green</b><br>All normally body colored non-sheet metal parts will be flat Black. Bumper top cap will be gloss Black. Door handles and mirrors will be grain Black. Deletes standard/packaged body-side moldings.<br>1 - Requires (TGK) Special Paint and (01U) Special Paint.   | A <sup>1</sup>               | A <sup>1</sup>               | --                   |

| Free Flow RPO Code | Ref. Only RPO Code | Description<br>1 - Equipment Group 1SA available on all models.<br>2 - Equipment Group 3SA available on all models.<br>3 - Equipment group 4SA available on T*15*53, T*15543 and TK15743 Models.   | Regular, Double and Crew Cab | Regular, Double and Crew Cab | Double and Crew Cab  |
|--------------------|--------------------|--|------------------------------|------------------------------|----------------------|
|                    |                    |  | Sierra 1SA <sup>1</sup>      | SLE 3SA <sup>2</sup>         | SLT 4SA <sup>3</sup> |
| 9W3                |                    | <b>Paints, solid, Wheatland Yellow</b><br>All normally body colored non-sheet metal parts will be flat Black. Bumper top cap will be gloss Black. Door handles and mirrors will be grain Black. Deletes standard/packaged body-side moldings.<br>1 - Requires (TGK) Special Paint and (01U) Special Paint.   | A <sup>1</sup>               | A <sup>1</sup>               | --                   |
| 9W4                |                    | <b>Paints, solid, Tangier Orange</b><br>All normally body colored non-sheet metal parts will be flat Black. Bumper top cap will be gloss Black. Door handles and mirrors will be grain Black. Deletes standard/packaged body-side moldings.<br>1 - Requires (TGK) Special Paint and (01U) Special Paint.   | A <sup>1</sup>               | A <sup>1</sup>               | --                   |
| 4JQ                |                    | <b>Tires, spare P265/70R17 all terrain blackwall</b><br>Replaces the standard blackwall all season spare tire with all terrain tread spare matching road tires.<br>1 - Requires 4WD models and (RC3) P265/70R17BW all terrain tires. Not available with SEO (5Z4) spare wheel, carrier and lock delete or SEO (9L3) spare tire delete.   | A <sup>1</sup>               | A <sup>1</sup>               | --                   |
|                    |                    | <b>Mechanical</b>  |                              |                              |                      |
| 9B9                |                    | <b>Governor, electronic speed sensor set to 70 MPH</b><br>Provides electronic software to limit maximum road speed to 70-MPH. Cruise control limited to 65 MPH.<br>1 - Requires (L83) 5.3L EcoTec3 V8 engine.<br>2 - Requires (L83) 5.3L EcoTec3 V8 engine. Not available with (NHT) Max Trailing Package.   | A <sup>1</sup>               | A <sup>2</sup>               | A <sup>2</sup>       |
| 9G3                |                    | <b>Suspension Package, off-road, for base decor vehicles</b><br>Requires 4WD model, includes Z71 Off Road Suspension components, (K47) high capacity air cleaner and (NZZ) transfer case shield. Does not include any "Z71" appearance features or (JHD) Hill Descent Control.<br>1 - Requires (RC3) P265/70R17 all-terrain, blackwall tires, (RI8) 18" Goodyear Wrangler DuraTrac 265/65R18 SL 114S blackwall MT tires with aggressive tire tread or (RC5) LT265/70R17C all-terrain, blackwall tires. Not available with (SXL) Elevation Edition. | A <sup>1</sup>               | --                           | --                   |
|                    |                    | <b>Ship Thru Codes</b>   |                              |                              |                      |
| VI1                |                    | <b>Ship Thru, Produced in Silao, Mexico and shipped to Auto Truck Ft. Worth, TX</b><br>(Dealer Invoice = \$420.00) Returned to Arlington Assembly for shipping to final destination.<br>1 - Requires Crew Cab model.   | A <sup>1</sup>               | A <sup>1</sup>               | A <sup>1</sup>       |
| TW3                |                    | <b>Ship Thru, Produced in Silao and shipped to Brand FX, Ft. Worth, TX.</b><br>(Dealer Invoice = \$490.00) Returned to Arlington Assembly for shipping to final destination.<br>1 - Requires Crew Cab model.   | A <sup>1</sup>               | A <sup>1</sup>               | A <sup>1</sup>       |

| Free Flow RPO Code | Ref. Only RPO Code | Description<br>1 - Equipment Group 1SA available on all models.<br>2 - Equipment Group 3SA available on all models.<br>3 - Equipment group 4SA available on T*15*53, T*15543 and TK15743 Models.   | Regular, Double and Crew Cab | Regular, Double and Crew Cab | Double and Crew Cab  |
|--------------------|--------------------|--|------------------------------|------------------------------|----------------------|
|                    |                    |  | Sierra 1SA <sup>1</sup>      | SLE 3SA <sup>2</sup>         | SLT 4SA <sup>3</sup> |
| A6T                |                    | <b>Ship Thru, Produced in Silao, Mexico and shipped to General Truck Body, Arlington, TX.</b><br>(Dealer Invoice = \$450.00) Returned to Arlington Assembly for shipping to final destination.<br>1 - Requires Crew Cab model.                                 | A <sup>1</sup>               | A <sup>1</sup>               | A <sup>1</sup>       |
| VKZ                |                    | <b>Ship Thru, Produced in Silao Assembly and shipped to Kerr Industries and onto Arlington Assembly</b><br>(Dealer Invoice = \$420.00)<br>1 - Requires Crew Cab model.   | A <sup>1</sup>               | A <sup>1</sup>               | A <sup>1</sup>       |
| WEZ                |                    | <b>Ship Thru, Produced in Silao, Mexico and shipped to Knapheide Red Oak, TX</b><br>(Dealer Invoice = \$515.00) Returned to Arlington Assembly for shipping to final destination.<br>1 - Requires Crew Cab model.  | A <sup>1</sup>               | A <sup>1</sup>               | A <sup>1</sup>       |
| TVY                |                    | <b>Ship Thru, Produced and shipped to Anchorage VDC then to TK Services and returned to Anchorage VDC for shipping to final destination</b><br>(Dealer Invoice = \$165.00) Available only to orders with a final Ship-To Code for State of Alaska Dealers only | A                            | A                            | A                    |
| A4I                |                    | <b>Ship Thru, Produced in Ft. Wayne Assembly and shipped to Brand FX Body Company and returned to Ft. Wayne Assembly for shipping to final destination.</b><br>(Dealer Invoice = \$450.00)<br>1 - Requires a Regular Cab or Double Cab model.                  | A <sup>1</sup>               | A <sup>1</sup>               | A <sup>1</sup>       |
| TBR                |                    | <b>Ship Thru, Produced in Ft. Wayne Assembly and shipped to ECO Vehicle Systems, Union City, Indiana. Returned to Ft. Wayne Assembly for shipping to final destination.</b><br>(Dealer Invoice = \$375.00)<br>1 - Requires a Regular Cab or Double Cab model.  | A <sup>1</sup>               | A <sup>1</sup>               | A <sup>1</sup>       |
| BI7                |                    | <b>Ship Thru, Produced in Ft. Wayne Assembly and shipped to Adrian Steel in Wentzville, MO. Returned to Wentzville Assembly for shipping to final destination.</b><br>(Dealer Invoice = \$530.00)<br>1 - Requires a Regular Cab or Double Cab model.           | A <sup>1</sup>               | A <sup>1</sup>               | A <sup>1</sup>       |
| CJD                |                    | <b>Ship Thru, Produced in Ft. Wayne Assembly and shipped to Reading Truck Equipment, Pontiac MI, and Returned to Flint Assembly for shipping to final destination.</b><br>(Dealer Invoice = \$500.00)<br>1 - Requires a Regular Cab or Double Cab model.       | A <sup>1</sup>               | A <sup>1</sup>               | A <sup>1</sup>       |
| TCM                |                    | <b>Ship Thru, Produced in Ft. Wayne Assembly and shipped to Monroe Truck Equipment, Flint, MI. Returned to Flint Assembly for shipping to final destination.</b><br>(Dealer Invoice = \$460.00)<br>1 - Requires a Regular Cab or Double Cab model.             | A <sup>1</sup>               | A <sup>1</sup>               | A <sup>1</sup>       |

| Free Flow RPO Code | Ref. Only RPO Code | Description<br>1 - Equipment Group 1SA available on all models.<br>2 - Equipment Group 3SA available on all models.<br>3 - Equipment group 4SA available on T*15*53, T*15543 and TK15743 Models.  | Regular, Double and Crew Cab | Regular, Double and Crew Cab | Double and Crew Cab  |
|--------------------|--------------------|---|------------------------------|------------------------------|----------------------|
|                    |                    |   | Sierra 1SA <sup>1</sup>      | SLE 3SA <sup>2</sup>         | SLT 4SA <sup>3</sup> |
| TRE                |                    | <b>Ship Thru, Produced in Ft. Wayne Assembly and shipped to Ft. Wayne Fleet Equipment in Roanoke, IN. Returned to Ft. Wayne Assembly for shipping to final destination.</b><br>(Dealer Invoice = \$155.00)<br>1 - Requires a Regular Cab or Double Cab model. | A <sup>1</sup>               | A <sup>1</sup>               | A <sup>1</sup>       |
| VDE                |                    | <b>Ship Thru, Produced in Ft. Wayne Assembly and shipped to Knapheide Truck Equipment, Flint, MI and returned to Flint Assembly for shipping to final destination.</b><br>(Dealer Invoice = \$460.00)<br>1 - Requires a Regular Cab or Double Cab model.      | A <sup>1</sup>               | A <sup>1</sup>               | A <sup>1</sup>       |
| VWH                |                    | <b>Ship Thru, Produced in Ft. Wayne Assembly and shipped to Leggett and Platt CVP Taylor, MI. Returned to Flint Assembly for shipping to final destination.</b><br>(Dealer Invoice = \$525.00)<br>1 - Requires a Regular Cab or Double Cab model.             | A <sup>1</sup>               | A <sup>1</sup>               | A <sup>1</sup>       |
| WOB                |                    | <b>Ship Thru, Produced in Silao, Mexico and shipped to PalFleet Truck Equipment, Dallas, TX</b><br>(Dealer Invoice \$435.00) Returned to Arlington Assembly for shipping to final destination<br>1 - Requires Crew Cab model.                                 | A <sup>1</sup>               | A <sup>1</sup>               | A <sup>1</sup>       |
| ANO                |                    | <b>Ship Thru, Produced in Ft. Wayne Assembly and shipped to Canfield Equipment in Warren, MI. Returned to Lansing Delta Assembly for shipping to final destination.</b><br>(Dealer Invoice = \$330.00)<br>1 - Requires a Regular or Double Cab model.         | A <sup>1</sup>               | A <sup>1</sup>               | A <sup>1</sup>       |

S = Standard Equipment A = Available -- (dashes) = Not Available D = ADI Available  
 ■ = Included in Equipment Group □ = Included in Equipment Group but upgradeable

\*Indicates availability of feature on multiple models. For example, it indicates feature availability on 2WD and 4WD Models or Rear wheel drive and All-wheel drive Models.

Codes listed in the shaded column titled Ref. Only RPO Code are for internal use only and should not be ordered.

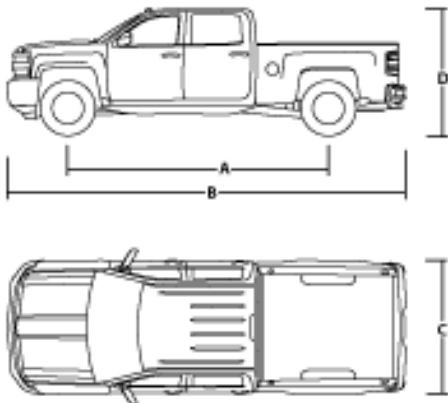
| Free Flow RPO Code | Ref. Only RPO Code | Description<br>1 - Equipment Group 1SA available on all models.<br>2 - Equipment Group 3SA available on all models.<br>3 - Equipment group 4SA available on T*15*53, T*15543 and TK15743 Models.   | Regular, Double and Crew Cab | Regular, Double and Crew Cab | Double and Crew Cab  |
|--------------------|--------------------|--|------------------------------|------------------------------|----------------------|
|                    |                    |  | Sierra 1SA <sup>1</sup>      | SLE 3SA <sup>2</sup>         | SLT 4SA <sup>3</sup> |
| PQF                |                    | <b>OnStar 6 months of OnStar Protection Service.</b> Provides 6 months of Protection service in addition to the 6 months of standard Guidance Plan trial service (12 months for Cadillac) that is included in the price of the vehicle (trial excludes Hands-Free Calling minutes). Total service duration is 12 months (18 months for Cadillac).<br><b>1 - Requires UE1 OnStar. Requires one of the following Fleet or Government order types: FLS, FNR, FRC, FBC, FGO or FEF. Not available with PQI, PQL, PQM, PQP, PQQ and PQT. Not available with a ship-to of Puerto Rico or the Virgin Islands. Available to order in addition to PQG or PQH.</b>   | A <sup>1</sup>               | A <sup>1</sup>               | A <sup>1</sup>       |
| PQG                |                    | <b>OnStar 18 months of OnStar Protection Service.</b> Provides 18 months of Protection service in addition to the 6 months of standard Guidance Plan trial service (12 months for Cadillac) that is included in the price of the vehicle (trial excludes Hands-Free Calling minutes). Total service duration is 24 months (30 months for Cadillac).<br><b>1 - Requires UE1 OnStar. Requires one of the following Fleet or Government order types: FLS, FNR, FRC, FBC, FGO or FEF. Not available with PQI, PQL, PQM, PQP, PQQ and PQT. Not available with a ship-to of Puerto Rico or the Virgin Islands. Available to order in addition to PQF or PQH.</b> | A <sup>1</sup>               | A <sup>1</sup>               | A <sup>1</sup>       |
| PQH                |                    | <b>OnStar 30 months of OnStar Protection Service.</b> Provides 30 months of Protection service in addition to the 6 months of standard Guidance Plan trial service (12 months for Cadillac) that is included in the price of the vehicle (trial excludes Hands-Free Calling minutes). Total service duration is 36 months (42 months for Cadillac).<br><b>1 - Requires UE1 OnStar. Requires one of the following Fleet or Government order types: FLS, FNR, FRC, FBC, FGO or FEF. Not available with PQI, PQL, PQM, PQP, PQQ and PQT. Not available with a ship-to of Puerto Rico or the Virgin Islands. Available to order in addition to PQF or PQG.</b> | A <sup>1</sup>               | A <sup>1</sup>               | A <sup>1</sup>       |
| PQI                |                    | <b>OnStar 6 months of OnStar Security Service.</b> Provides 6 months of Security service in addition to the 6 months of standard Guidance Plan trial service (12 months for Cadillac) that is included in the price of the vehicle (trial excludes Hands-Free Calling minutes). Total service duration is 12 months (18 months for Cadillac).<br><b>1 - Requires UE1 OnStar. Requires one of the following Fleet or Government order types: FLS, FNR, FRC, FBC, FGO or FEF. Not available with PQF, PQG, PQH, PQP, PQQ and PQT. Not available with a ship-to of Puerto Rico or the Virgin Islands. Available to order in addition to PQL or PQM.</b>       | A <sup>1</sup>               | A <sup>1</sup>               | A <sup>1</sup>       |

| Free Flow RPO Code | Ref. Only RPO Code | Description<br>1 - Equipment Group 1SA available on all models.<br>2 - Equipment Group 3SA available on all models.<br>3 - Equipment group 4SA available on T*15*53, T*15543 and TK15743 Models.   | Regular, Double and Crew Cab | Regular, Double and Crew Cab | Double and Crew Cab  |
|--------------------|--------------------|--|------------------------------|------------------------------|----------------------|
|                    |                    |  | Sierra 1SA <sup>1</sup>      | SLE 3SA <sup>2</sup>         | SLT 4SA <sup>3</sup> |
| PQL                |                    | <b>OnStar 18 months of OnStar Security Service.</b> Provides 18 months of Security service in addition to the 6 months of standard Guidance Plan trial service (12 months for Cadillac) that is included in the price of the vehicle (trial excludes Hands-Free Calling minutes). Total service duration is 24 months (30 months for Cadillac).<br><b>1 - Requires UE1 OnStar. Requires one of the following Fleet or Government order types: FLS, FNR, FRC, FBC, FGO or FEF. Not available with PQF, PQG, PQH, PQP, PQQ and PQT. Not available with a ship-to of Puerto Rico or the Virgin Islands. Available to order in addition to PQL or PQM.</b>                       | A <sup>1</sup>               | A <sup>1</sup>               | A <sup>1</sup>       |
| PQM                |                    | <b>OnStar 30 months of OnStar Security Service.</b> Provides 30 months of Security service in addition to the 6 months of standard Guidance Plan trial service (12 months for Cadillac) that is included in the price of the vehicle (trial excludes Hands-Free Calling minutes). Total service duration is 36 months (42 months for Cadillac).<br><b>1 - Requires UE1 OnStar. Requires one of the following Fleet or Government order types: FLS, FNR, FRC, FBC, FGO or FEF. Not available with PQF, PQG, PQH, PQP, PQQ and PQT. Not available with a ship-to of Puerto Rico or the Virgin Islands. Available to order in addition to PQL or PQL.</b>                       | A <sup>1</sup>               | A <sup>1</sup>               | A <sup>1</sup>       |
| PQP                |                    | <b>OnStar Additional 6 months of OnStar Fleet Guidance Service.</b> Provides 6 months of Fleet Guidance service in addition to the 6 months of standard Guidance Plan trial service (12 months for Cadillac) that is included in the price of the vehicle (plan excludes Hands-Free Calling minutes). Total service duration is 12 months (18 months for Cadillac).<br><b>1 - Requires UE1 OnStar. Requires one of the following Fleet or Government order types: FLS, FNR, FRC, FBC, FGO or FEF. Not available with PQF, PQG, PQH, PQL, PQL and PQM. Not available with a ship-to of Puerto Rico or the Virgin Islands. Available to order in addition to PQQ or PQT.</b>   | A <sup>1</sup>               | A <sup>1</sup>               | A <sup>1</sup>       |
| PQQ                |                    | <b>OnStar Additional 18 months of OnStar Fleet Guidance Service.</b> Provides 18 months of Fleet Guidance service in addition to the 6 months of standard Guidance Plan trial service (12 months for Cadillac) that is included in the price of the vehicle (plan excludes Hands-Free Calling minutes). Total service duration is 24 months (30 months for Cadillac).<br><b>1 - Requires UE1 OnStar. Requires one of the following Fleet or Government order types: FLS, FNR, FRC, FBC, FGO or FEF. Not available with PQF, PQG, PQH, PQL, PQL and PQM. Not available with a ship-to of Puerto Rico or the Virgin Islands. Available to order in addition to PQP or PQT.</b> | A <sup>1</sup>               | A <sup>1</sup>               | A <sup>1</sup>       |
| PQT                |                    | <b>OnStar Additional 30 months of OnStar Fleet Guidance Service.</b> Provides 30 months of Guidance service in addition to the 6 months of standard Guidance Plan trial service (12 months for Cadillac) that is included in the price of the vehicle (plan excludes Hands-Free Calling minutes). Total service duration is 36 months (42 months for Cadillac).<br><b>1 - Requires UE1 OnStar. Requires one of the following Fleet or Government order types: FLS, FNR, FRC, FBC, FGO or FEF. Not available with PQF, PQG, PQH, PQL, PQL and PQM. Not available with a ship-to of Puerto Rico or the Virgin Islands. Available to order in addition to PQP or PQQ.</b>       | A <sup>1</sup>               | A <sup>1</sup>               | A <sup>1</sup>       |

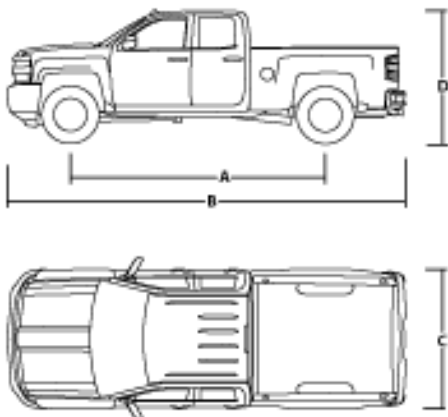


| Free Flow RPO Code | Ref. Only RPO Code | Description<br>1 - Equipment Group 1SA available on all models.<br>2 - Equipment Group 3SA available on all models.<br>3 - Equipment group 4SA available on T*15*53, T*15543 and TK15743 Models.  | Regular, Double and Crew Cab | Regular, Double and Crew Cab | Double and Crew Cab  |
|--------------------|--------------------|---|------------------------------|------------------------------|----------------------|
|                    |                    |   | Sierra 1SA <sup>1</sup>      | SLE 3SA <sup>2</sup>         | SLT 4SA <sup>3</sup> |
| ROV                |                    | <b>OnStar with 4G LTE for Fleet (20GB/12 months)</b> provides a built-in Wi-Fi hotspot to connect to the internet at 4G LTE speeds, includes AT&T 20GB data plan good for 12 months.<br><b>1 - Requires (UE1) OnStar and (VV4) OnStar with 4G LTE and one of the following order types: FLS, FNR, FRC, FBC, FGO or FEF. Not available with ROW. Visit www.onstar.com for vehicle availability, details and system limitations. Services and connectivity may vary by model and conditions. 4G LTE service available in select markets. 4G LTE performance based on industry averages and vehicle systems design. Some services require data plan.</b>     | A <sup>1</sup>               | A <sup>1</sup>               | A <sup>1</sup>       |
| ROW                |                    | <b>OnStar with 4G LTE for Fleet (36GB/24 months)</b> provides a built-in Wi-Fi hotspot to connect to the internet at 4G LTE speeds, includes AT&T 36GB data plan good for 24 months.<br><b>1 - Requires (UE1) OnStar and (VV4) OnStar with 4G LTE and one of the following order types: FLS, FNR, FRC, FBC, FGO or FEF. Not available with ROV. Visit www.onstar.com for vehicle availability, details and system limitations. Services and connectivity may vary by model and conditions. 4G LTE service available in select markets. 4G LTE performance based on industry averages and vehicle systems design. Some services require data plan.</b>     | A <sup>1</sup>               | A <sup>1</sup>               | A <sup>1</sup>       |
| PR6                |                    | <b>SiriusXM Satellite Radio Additional 9 months of the SiriusXM All Access Package.</b> Includes 150 channels of commercial-free music plus every major sport and the biggest names in entertainment, news and comedy in vehicle plus 9 months of listening on the SiriusXM app or online in addition to the 3 months of All Access trial service that is included in the price of the vehicle. Total service duration is 12 months. Non-Transferrable. Non-Refundable.<br><b>1 - Requires (U2K) SiriusXM Satellite Radio and a Fleet or Government order type. Not available with FDR order types, PR7 or PR8. Not available in AK, HI, PR and VI.</b>   | A <sup>1</sup>               | A <sup>1</sup>               | A <sup>1</sup>       |
| PR7                |                    | <b>SiriusXM Satellite Radio Additional 21 months of the SiriusXM All Access Package.</b> Includes 150 channels of commercial-free music plus every major sport and the biggest names in entertainment, news and comedy in vehicle plus 21 months of listening on the SiriusXM app or online in addition to the 3 months of All Access trial service that is included in the price of the vehicle. Total service duration is 24 months. Non-Transferrable. Non-Refundable.<br><b>1 - Requires (U2K) SiriusXM Satellite Radio and a Fleet or Government order type. Not available with FDR order types, PR6 or PR8. Not available in AK, HI, PR and VI.</b> | A <sup>1</sup>               | A <sup>1</sup>               | A <sup>1</sup>       |
| PR8                |                    | <b>SiriusXM Satellite Radio Additional 33 months of the SiriusXM All Access Package.</b> Includes 150 channels of commercial-free music plus every major sport and the biggest names in entertainment, news and comedy in vehicle plus 33 months of listening on the SiriusXM app or online in addition to the 3 months of All Access trial service that is included in the price of the vehicle. Total service duration is 36 months. Non-Transferrable. Non-Refundable.<br><b>1 - Requires (U2K) SiriusXM Satellite Radio and a Fleet or Government order type. Not available with FDR order types, PR6 or PR7. Not available in AK, HI, PR and VI.</b> | A <sup>1</sup>               | A <sup>1</sup>               | A <sup>1</sup>       |

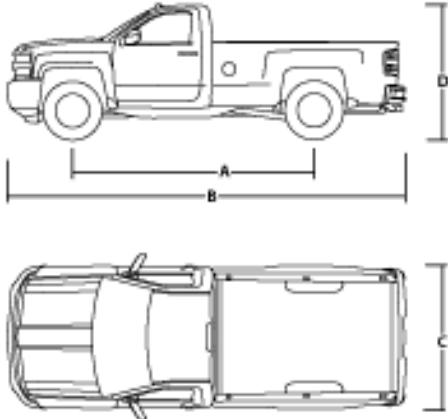
All dimensions in inches (mm) unless otherwise stated.

|  |   | Specifications                     |                  | TC15543                      | TK15543                      | TC15743                            | TK15743                            |
|--|---|------------------------------------|------------------|------------------------------|------------------------------|------------------------------------|------------------------------------|
|  |   |                                    |                  | 2WD Short<br>Box Crew<br>Cab | 4WD Short<br>Box Crew<br>Cab | 2WD<br>Standard<br>Box Crew<br>Cab | 4WD<br>Standard<br>Box Crew<br>Cab |
|   | A   | <b>Wheelbase</b>                   | 143.50<br>(3645) | 143.50<br>(3645)             | 153.00<br>(3886)             | 153.00<br>(3886)                   |                                    |
|  | B   | <b>Overall length</b>              | 229.50<br>(5829) | 229.50<br>(5829)             | 239.00<br>(6071)             | 239.00<br>(6071)                   |                                    |
|  | C   | <b>Body width</b>                  | 80.00<br>(2032)  | 80.00<br>(2032)              | 80.00<br>(2032)              | 80.00<br>(2032)                    |                                    |
|  | D   | <b>Overall height</b>              | 74.17<br>(1884)  | 73.97<br>(1879)              | 73.73<br>(1873)              | 73.80<br>(1875)                    |                                    |
|  |   | <b>Head room, front</b>            | 42.80<br>(1087)  | 42.80<br>(1087)              | 42.80<br>(1087)              | 42.80<br>(1087)                    |                                    |
|  |   | <b>Head room, rear</b>             | 40.50<br>(1029)  | 40.50<br>(1029)              | 40.50<br>(1029)              | 40.50<br>(1029)                    |                                    |
|  |   | <b>Shoulder room, front</b>        | 66.03<br>(1677)  | 66.03<br>(1677)              | 66.03<br>(1677)              | 66.03<br>(1677)                    |                                    |
|  |   | <b>Shoulder room, rear</b>         | 65.73<br>(1670)  | 65.73<br>(1670)              | 65.73<br>(1670)              | 65.73<br>(1670)                    |                                    |
|  |   | <b>Hip room, front</b>             | 60.73<br>(1543)  | 60.73<br>(1543)              | 60.73<br>(1543)              | 60.73<br>(1543)                    |                                    |
|  |   | <b>Hip room, rear</b>              | 60.27<br>(1531)  | 60.27<br>(1531)              | 60.27<br>(1531)              | 60.27<br>(1531)                    |                                    |
|  |   | <b>Leg room, front</b>             | 45.27<br>(1150)  | 45.27<br>(1150)              | 45.27<br>(1150)              | 45.27<br>(1150)                    |                                    |
|  |   | <b>Leg room, rear</b>              | 40.93<br>(1040)  | 40.93<br>(1040)              | 40.93<br>(1040)              | 40.93<br>(1040)                    |                                    |
|  | CA  | <b>Cab to axle</b>                 | 31.97<br>(812)   | 31.97<br>(812)               | 41.47<br>(1053)              | 41.47<br>(1053)                    |                                    |
|  | ILF                                       | <b>Inside length, at floor</b>     | 69.33<br>(1761)  | 69.33<br>(1761)              | 78.87<br>(2003)              | 78.87<br>(2003)                    |                                    |
|  |   | <b>Inside height</b>               | 21.10<br>(536)   | 21.10<br>(536)               | 21.10<br>(536)               | 21.10<br>(536)                     |                                    |
|  | BBC                                       | <b>Front bumper to back of cab</b> | 150.40<br>(3820) | 150.40<br>(3820)             | 150.40<br>(3820)             | 150.40<br>(3820)                   |                                    |
| IWW  | <b>Inside width, between wheelhousing</b> | 51.03<br>(1296)                    | 51.03<br>(1296)  | 51.03<br>(1296)              | 51.03<br>(1296)              |                                    |                                    |
|  | <b>Ground clearance</b>                   | 8.73<br>(222)                      | 8.90<br>(226)    | 8.50<br>(216)                | 8.93<br>(227)                |                                    |                                    |
| <p>Published dimensions indicated are without optional equipment or accessories. Additional accessories or equipment ordered at the customer's request can result in a minor change in these dimensions.</p> |   |                                    |                  |                              |                              |                                    |                                    |

All dimensions in inches (mm) unless otherwise stated.

|   |  | Specifications                     | TC15753<br>2WD Standard Box<br>Double Cab | TK15753<br>4WD Standard Box<br>Double Cab |
|---|--|------------------------------------|---|---|
|  | A  | Wheelbase                          | 143.50<br>(3645)                          | 143.50<br>(3645)                          |
|   | B  | Overall length                     | 229.50<br>(5829)                          | 229.50<br>(5829)                          |
|   | C  | Body width                         | 80.00<br>(2032)                           | 80.00<br>(2032)                           |
|   | D  | Overall height                     | 73.87<br>(1876)                           | 73.90<br>(1877)                           |
|   |  | Head room, front                   | 42.80<br>(1087)                           | 42.80<br>(1087)                           |
|   |  | Head room, rear                    | 38.67<br>(982)                            | 38.67<br>(982)                            |
|   |  | Shoulder room, front               | 65.93<br>(1675)                           | 65.93<br>(1675)                           |
|   |  | Shoulder room, rear                | 65.80<br>(1671)                           | 65.80<br>(1671)                           |
|   |  | Hip room, front                    | 60.73<br>(1543)                           | 60.73<br>(1543)                           |
|   |  | Hip room, rear                     | 60.23<br>(1530)                           | 60.23<br>(1530)                           |
|   |  | Leg room, front                    | 45.27<br>(1150)                           | 45.27<br>(1150)                           |
|   |  | Leg room, rear                     | 34.63<br>(880)                            | 34.63<br>(880)                            |
|   | CA   | Cab to axle                        | 41.50<br>(1054)                           | 41.50<br>(1054)                           |
|   | ILF  | Inside length, at floor            | 78.87<br>(2003)                           | 78.87<br>(2003)                           |
|   |  | Inside height                      | 21.10<br>(536)                            | 21.10<br>(536)                            |
|   | BBC  | Front bumper to back of cab        | 140.80<br>(3576)                          | 140.80<br>(3576)                          |
|   | IWW  | Inside width, between wheelhousing | 51.03<br>(1296)                           | 51.03<br>(1296)                           |
|   |  | Ground clearance                   | 8.47<br>(215)                             | 8.87<br>(225)                             |
|   | <p>Published dimensions indicated are without optional equipment or accessories. Additional accessories or equipment ordered at the customer's request can result in a minor change in these dimensions.</p> |                                    |   |   |

All dimensions in inches (mm) unless otherwise stated.




|   |     | Specifications                            |                  | TK15903                           | TC15903                           | TK15703                                  | TC15703                                  |
|---|-----|---|------------------|-----------------------------------|-----------------------------------|--|--|
|   |     |   |                  | 4WD Long<br>Box<br>Regular<br>Cab | 2WD Long<br>Box<br>Regular<br>Cab | 4WD<br>Standard<br>Box<br>Regular<br>Cab | 2WD<br>Standard<br>Box<br>Regular<br>Cab |
|  | A   | <b>Wheelbase</b>                          | 133.00<br>(3378) | 133.00<br>(3378)                  | 119.00<br>(3023)                  | 119.00<br>(3023)                         |  |
|   | B   | <b>Overall length</b>                     | 224.43<br>(5701) | 224.43<br>(5701)                  | 205.57<br>(5221)                  | 205.57<br>(5221)                         |  |
|   | C   | <b>Body width</b>                         | 80.00<br>(2032)  | 80.00<br>(2032)                   | 80.00<br>(2032)                   | 80.00<br>(2032)                          |  |
|   | D   | <b>Overall height</b>                     | 73.77<br>(1874)  | 73.50<br>(1867)                   | 74.13<br>(1883)                   | 73.97<br>(1879)                          |  |
|   |     | <b>Head room, front</b>                   | 42.40<br>(1077)  | 42.40<br>(1077)                   | 42.40<br>(1077)                   | 42.40<br>(1077)                          |  |
|   |     | <b>Shoulder room, front</b>               | 66.03<br>(1677)  | 66.03<br>(1677)                   | 66.03<br>(1677)                   | 66.03<br>(1677)                          |  |
|   |     | <b>Hip room, front</b>                    | 60.73<br>(1543)  | 60.73<br>(1543)                   | 60.73<br>(1543)                   | 60.73<br>(1543)                          |  |
|   |     | <b>Leg room, front</b>                    | 45.27<br>(1150)  | 45.27<br>(1150)                   | 45.27<br>(1150)                   | 45.27<br>(1150)                          |  |
|   | CA  | <b>Cab to axle</b>                        | 55.40<br>(1407)  | 55.40<br>(1407)                   | 41.40<br>(1052)                   | 41.40<br>(1052)                          |  |
|   | ILF | <b>Inside length, at floor</b>            | 97.77<br>(2483)  | 97.77<br>(2483)                   | 78.87<br>(2003)                   | 78.87<br>(2003)                          |  |
|   |     | <b>Inside height</b>                      | 21.23<br>(539)   | 21.23<br>(539)                    | 21.23<br>(539)                    | 21.23<br>(539)                           |  |
|   | BBC | <b>Front bumper to back of cab</b>        | 116.90<br>(2969) | 116.90<br>(2969)                  | 116.90<br>(2969)                  | 116.90<br>(2969)                         |  |
|   | IWW | <b>Inside width, between wheelhousing</b> | 51.03<br>(1296)  | 51.03<br>(1296)                   | 51.03<br>(1296)                   | 51.03<br>(1296)                          |  |
|   |     | <b>Ground clearance</b>                   | 8.77<br>(223)    | 8.33<br>(212)                     | 8.63<br>(219)                     | 8.23<br>(209)                            |  |

Published dimensions indicated are without optional equipment or accessories. Additional accessories or equipment ordered at the customer's request can result in a minor change in these dimensions.


|   | TC15543<br>2WD Short Box<br>Crew Cab | TK15543<br>4WD Short Box<br>Crew Cab | TC15743<br>2WD Standard Box<br>Crew Cab | TK15743<br>4WD Standard Box<br>Crew Cab |
|---|--------------------------------------|--------------------------------------|---|---|
| <b>Specifications</b>   |                                      |                                      |   |   |
| Front shock absorber diameter, in. (mm)   | 1.81 (46)                            | 1.81 (46)                            | 1.81 (46)                               | 1.81 (46)                               |
| Front stabilizer bar diameter, in. (mm)   | 1.35 (34)                            | 1.35 (34)                            | 1.35 (34)                               | 1.35 (34)                               |
| Rear shock absorber diameter, in. (mm)  | 1.38 (35)                            | 1.38 (35)                            | 1.38 (35)                               | 1.38 (35)                               |
| Turning diameter, curb-to-curb, ft. (m)   | 47.2 (14.4)                          | 47.2 (14.4)                          | 48.6 (14.8)                             | 48.6 (14.8)                             |
| <b>Capacities</b>   |                                      |                                      |   |   |
| Front axle <sup>1</sup> , lbs. (kg)   | 3850 (1746)                          | 3950 (1792)                          | 3850 (1746)                             | 3950 (1792)                             |
| Front spring capacity, lbs. (kg)  | 3850 (1746)                          | 3950 (1792)                          | 3850 (1746)                             | 3950 (1792)                             |
| Rear axle <sup>2</sup> , lbs. (kg)  | 3950 (1792)                          | 3950 (1792)                          | 3950 (1792)                             | 3950 (1792)                             |
| Rear spring capacity, lbs. (kg)   | 3950 (1792)                          | 3950 (1792)                          | 3950 (1792)                             | 3950 (1792)                             |
| Curb weight, lbs. (kg)  | 5036 (2284)                          | 5300 (2404)                          | 5247 (2380)                             | 5461 (2477)                             |
| Cargo volume, cargo box, cu. ft. (liters)   | 53.4 (1512.3)                        | 53.4 (1512.3)                        | 61.0 (1727.5)                           | 61.0 (1727.5)                           |
| Payload <sup>3</sup> , lbs. (kg)  | 1840 (835)                           | 1770 (803)                           | 1730 (785)                              | 1710 (776)                              |
| Gross Vehicle Weight Rating (GVWR), lbs. (kg)   | 6900 (3130)                          | 7100 (3221)                          | 7000 (3175)                             | 7200 (3266)                             |
| Front Gross Axle Weight Rating (GAWR), lbs. (kg)  | 3850 (1746)                          | 3950 (1792)                          | 3850 (1746)                             | 3950 (1792)                             |
| Rear Gross Axle Weight Rating (GAWR), lbs. (kg)   | 3950 (1792)                          | 3950 (1792)                          | 3950 (1792)                             | 3950 (1792)                             |
| Fuel capacity, approximate, U.S., gallon (liters)   | 26 (98)                              | 26 (98)                              | 26 (98)                                 | 26 (98)                                 |
| Seating capacity  | 6                                    | 6                                    | 6                                       | 6                                       |
| <p>1. Mass values are calculated assuming nominal equipment. Actual values may vary due to equipment loading.</p> <p>2. Mass values are calculated assuming nominal equipment. Actual values may vary due to equipment loading.</p> <p>3. Maximum payload capacity includes weight of driver, passengers, optional equipment and cargo.</p> |                                      |                                      |   |   |

|   | TC15753<br>2WD Standard Box Double Cab | TK15753<br>4WD Standard Box Double Cab |
|---|--|--|
| <b>Specifications</b>   |  |  |
| Front shock absorber diameter, in. (mm)   | 1.81 (46)                              | 1.81 (46)                              |
| Front stabilizer bar diameter, in. (mm)   | 1.35 (34)                              | 1.35 (34)                              |
| Rear shock absorber diameter, in. (mm)  | 1.38 (35)                              | 1.38 (35)                              |
| Turning diameter, curb-to-curb, ft. (m)   | 46.9 (14.3)                            | 46.9 (14.3)                            |
| <b>Capacities</b>   |  |  |
| Front axle <sup>4</sup> , lbs. (kg)   | 3850 (1746)                            | 3950 (1792)                            |
| Front spring capacity, lbs. (kg)  | 3850 (1746)                            | 3950 (1792)                            |
| Rear axle <sup>5</sup> , lbs. (kg)  | 3950 (1792)                            | 3950 (1792)                            |
| Rear spring capacity, lbs. (kg)   | 3950 (1792)                            | 3950 (1792)                            |
| Curb weight, lbs. (kg)  | 4982 (2260)                            | 5232 (2373)                            |
| Cargo volume, cargo box, cu. ft. (liters)   | 61.0 (1727.5)                          | 61.0 (1727.5)                          |
| Payload <sup>6</sup> , lbs. (kg)  | 1890 (857)                             | 1840 (835)                             |
| Gross Vehicle Weight Rating (GVWR), lbs. (kg)   | 6900 (3130)                            | 7100 (3221)                            |
| Front Gross Axle Weight Rating (GAWR), lbs. (kg)  | 3850 (1746)                            | 3950 (1792)                            |
| Rear Gross Axle Weight Rating (GAWR), lbs. (kg)   | 3950 (1792)                            | 3950 (1792)                            |
| Fuel capacity, approximate, U.S., gallon (liters)   | 26 (98)                                | 26 (98)                                |
| Seating capacity  | 6                                      | 6                                      |
| <p>4. Mass values are calculated assuming nominal equipment. Actual values may vary due to equipment loading.</p> <p>5. Mass values are calculated assuming nominal equipment. Actual values may vary due to equipment loading.</p> <p>6. Maximum payload capacity includes weight of driver, passengers, optional equipment and cargo.</p> |  |  |

|  | TC15703<br>2WD Standard Box<br>Regular Cab | TK15703<br>4WD Standard Box<br>Regular Cab | TC15903<br>2WD Long Box<br>Regular Cab | TK15903<br>4WD Long Box<br>Regular Cab |
|--|--|--|--|--|
| <b>Specifications</b>  |  |  |  |  |
| Front shock absorber diameter, in. (mm)  | 1.81 (46)                                  | 1.81 (46)                                  | 1.81 (46)                              | 1.81 (46)                              |
| Front stabilizer bar diameter, in. (mm)  | 1.35 (34)                                  | 1.35 (34)                                  | 1.35 (34)                              | 1.35 (34)                              |
| Rear shock absorber diameter, in. (mm)   | 1.38 (35)                                  | 1.38 (35)                                  | 1.38 (35)                              | 1.38 (35)                              |
| Turning diameter, curb-to-curb, ft. (m)  | 40.0 (12.2)                                | 40.0 (12.2)                                | 43.9 (13.4)                            | 43.9 (13.4)                            |
| <b>Capacities</b>  |  |  |  |  |
| Front axle <sup>7</sup> , lbs. (kg)  | 3200 (1452)                                | 3950 (1792)                                | 3300 (1497)                            | 3950 (1792)                            |
| Front spring capacity, lbs. (kg)   | 3200 (1452)                                | 3950 (1792)                                | 3300 (1497)                            | 3950 (1792)                            |
| Rear axle <sup>8</sup> , lbs. (kg)   | 3800 (1724)                                | 3850 (1746)                                | 3950 (1792)                            | 3950 (1792)                            |
| Rear spring capacity, lbs. (kg)  | 3800 (1724)                                | 3850 (1746)                                | 3950 (1792)                            | 3950 (1792)                            |
| Curb weight, lbs. (kg)   | 4515 (2048)                                | 4788 (2172)                                | 4696 (2130)                            | 4948 (2244)                            |
| Cargo volume, cargo box, cu. ft. (liters)  | 61.0 (1727.5)                              | 61.0 (1727.5)                              | 76.3 (2160.8)                          | 76.3 (2160.8)                          |
| Payload <sup>9</sup> , lbs. (kg)   | 1960 (889)                                 | 1880 (853)                                 | 1980 (898)                             | 1920 (871)                             |
| Gross Vehicle Weight Rating (GVWR), lbs. (kg)  | 6500 (2948)                                | 6700 (3039)                                | 6700 (3039)                            | 6900 (3130)                            |
| Front Gross Axle Weight Rating (GAWR), lbs. (kg)   | 3200 (1452)                                | 3950 (1792)                                | 3300 (1497)                            | 3950 (1792)                            |
| Rear Gross Axle Weight Rating (GAWR), lbs. (kg)  | 3800 (1724)                                | 3850 (1746)                                | 3950 (1792)                            | 3950 (1792)                            |
| Fuel capacity, approximate, U.S., gallon (liters)  | 26 (98)                                    | 26 (98)                                    | 34 (129)                               | 34 (129)                               |
| Seating capacity   | 3  | 3  | 3                                      | 3                                      |
| 7. Mass values are calculated assuming nominal equipment. Actual values may vary due to equipment loading. |  |  |  |  |
| 8. Mass values are calculated assuming nominal equipment. Actual values may vary due to equipment loading. |  |  |  |  |
| 9. Maximum payload capacity includes weight of driver, passengers, optional equipment and cargo.           |  |  |  |  |

|   |  |
|---|--|
|    | <p>Q5W<br/><b>Wheels</b>, 17" x 8" (43.2 cm x 20.3 cm) premium painted aluminum, bright machined</p> |
|    | <p>RD6<br/><b>Wheels</b>, 17" x 8" (43.2 cm x 20.3 cm) painted steel</p>                             |
|   | <p>RD7<br/><b>Wheels</b>, 17" x 8" (43.2 cm x 20.3 cm) stainless steel clad</p>                      |
|  | <p>UHN<br/><b>Wheels</b>, 18" x 8.5" (45.7 cm x 21.6 cm) bright machined aluminum</p>                |
|  | <p>RCW<br/><b>Wheels</b>, 18" x 8.5" (45.7 cm x 21.6 cm) polished aluminum</p>                       |



|  |  |
|--|--|
|                         | <p>RD5<br/> <b>Wheels, 20" x 9" (50.8 cm x 22.9 cm) polished aluminum</b></p>  |
|                         | <p>SEW<br/> <b>LPO, 22" (55.9 cm) 5-spoke Silver ultra-bright machined wheels with high-gloss Black</b>, LPO wheels will come with 4 steel 22" wheels from the factory with alignment specs set to 22" LPO wheel selected (dealer-installed)</p> |
|                        | <p>RX1<br/> <b>LPO, 22" (55.9 cm) 7-spoke Silver wheels with Black inserts</b>, LPO wheels will come with 4 steel 22" wheels from the factory with alignment specs set to 22" LPO wheel selected (dealer-installed)</p>                          |
|                       | <p>SF1<br/> <b>LPO, 22" (55.9 cm) 7-spoke Silver wheels</b>, LPO wheels will come with 4 steel 22" wheels from the factory with alignment specs set to 22" LPO wheel selected (dealer-installed)</p>   |
| <p>Image to come</p>  | <p>SEV<br/> <b>LPO, 22" (55.9 cm) 6-spoke high-gloss Black wheels</b>, LPO wheels will come with 4 steel 22" wheels from the factory with alignment specs set to 22" LPO wheel selected (dealer-installed)</p>                                   |
| <p>Image to come</p>  | <p>NZQ<br/> <b>Wheels, 20" x 9" (50.8 cm x 22.9 cm) Black-painted aluminum</b></p>   |



Maximum trailer ratings are calculated assuming standard equipped vehicle, driver and required trailering equipment. The weight of optional equipment, passengers and cargo will reduce the maximum trailer weight your vehicle can tow. 10 to 15% of the trailer weight is the recommended trailer tongue load.

| Automatic Transmission Ratings with Ball Hitch |   |   |   |   |                                  |   |   |   |
|--|---|---|---|---|----------------------------------|---|---|---|
| Model  | (LV3) 4.3L EcoTec3 V6<br>AFM DI VVT Flex Fuel<br>aluminum block |   | (L83) 5.3L EcoTec3 V8<br>AFM DI VVT aluminum<br>block |   | (L8B) 5.3L EcoTec3 V8<br>eAssist |   | (L86) 6.2L EcoTec3 V8<br>AFM DI VVT aluminum<br>block |   |
|  | Axle Ratio  | Maximum<br>Trailer<br>Weight<br>lbs. (kg) | Axle Ratio  | Maximum<br>Trailer<br>Weight<br>lbs. (kg) | Axle Ratio                       | Maximum<br>Trailer<br>Weight<br>lbs. (kg) | Axle Ratio  | Maximum<br>Trailer<br>Weight<br>lbs. (kg) |
| TC15543  | 3.23  | 5500 (2495)                               | 3.08  | 6400 (2903)                               | 3.42                             | 9400 (4264)                               | 3.23 <sup>7</sup>                                     | 9300 (4218)                               |
|  |   |   | 3.42  | 9400 (4264)<br>2                          |                                  |   | 3.42 <sup>8</sup>                                     | 12500 (5670)                              |
|  |   |   | 3.73 <sup>1</sup>                                     | 11000 (4990)                              |                                  |   |   |   |
| TK15543  | 3.42  | 7000 (3175)                               | 3.08  | 6100 (2767)                               | 3.42                             | 9100 (4128)                               | 3.23 <sup>7</sup>                                     | 9100 (4128)                               |
|  |   |   | 3.42  | 9100 (4128)<br>3                          |                                  |   | 3.42 <sup>8</sup>                                     | 11700 (5307)                              |
|  |   |   | 3.73 <sup>1</sup>                                     | 10700 (4854)                              |                                  |   |   |   |
| TC15743  |   |   | 3.08  | 6300 (2858)                               |                                  |   | 3.23 <sup>7</sup>                                     | 9300 (4218)                               |
|  |   |   | 3.42  | 9300 (4218)<br>5                          |                                  |   | 3.42 <sup>8</sup>                                     | 11900 (5398)                              |
|  |   |   | 3.73 <sup>1</sup>                                     | 11000 (4990)                              |                                  |   |   |   |
| TK15743  |   |   | 3.08  | 6100 (2767)                               |                                  |   | 3.23 <sup>7</sup>                                     | 9000 (4082)                               |
|  |   |   | 3.42  | 9100 (4128)<br>3                          |                                  |   | 3.42 <sup>8</sup>                                     | 11700 (5307)                              |
|  |   |   | 3.73 <sup>1</sup>                                     | 10700 (4854)                              |                                  |   |   |   |
| TC15753  | 3.23  | 5600 (2540)                               | 3.08  | 6400 (2903)                               |                                  |   | 3.23 <sup>7</sup>                                     | 9400 (4264)                               |
|  |   |   | 3.42  | 9400 (4264)<br>4                          |                                  |   | 3.42 <sup>8</sup>                                     | 12500 (5670)                              |
|  |   |   | 3.73 <sup>1</sup>                                     | 11100 (5035)                              |                                  |   |   |   |
| TK15753  | 3.42  | 7100 (3221)                               | 3.08  | 6200 (2812)                               |                                  |   | 3.23 <sup>7</sup>                                     | 9100 (4128)                               |
|  |   |   | 3.42  | 9200 (4173)<br>6                          |                                  |   | 3.42 <sup>8</sup>                                     | 11800 (5352)                              |
|  |   |   | 3.73 <sup>1</sup>                                     | 10800 (4899)                              |                                  |   |   |   |
| TC15703  | 3.23  | 6000 (2722)                               | 3.08  | 6900 (3130)                               |                                  |   |   |   |
|  |   |   | 3.42  | 8900 (4037)                               |                                  |   |   |   |
| TC15903  | 3.23  | 5900 (2676)                               | 3.08  | 6800 (3084)                               |                                  |   |   |   |
|  |   |   | 3.42  | 9800 (4445)                               |                                  |   |   |   |
| TK15703  | 3.42  | 7600 (3447)                               | 3.08  | 6600 (2994)                               |                                  |   |   |   |
|  |   |   | 3.42  | 8600 (3901)                               |                                  |   |   |   |

Maximum trailer ratings are calculated assuming standard equipped vehicle, driver and required trailering equipment. The weight of optional equipment, passengers and cargo will reduce the maximum trailer weight your vehicle can tow. 10 to 15% of the trailer weight is the recommended trailer tongue load.

| Automatic Transmission Ratings with Ball Hitch |   |                                  |   |                                  |                               |                                  |   |                                  |
|--|---|----------------------------------|---|----------------------------------|-------------------------------|----------------------------------|---|----------------------------------|
| Model  | (LV3) 4.3L EcoTec3 V6 AFM DI VVT Flex Fuel aluminum block |                                  | (L83) 5.3L EcoTec3 V8 AFM DI VVT aluminum block |                                  | (L8B) 5.3L EcoTec3 V8 eAssist |                                  | (L86) 6.2L EcoTec3 V8 AFM DI VVT aluminum block |                                  |
|  | Axle Ratio  | Maximum Trailer Weight lbs. (kg) | Axle Ratio                                      | Maximum Trailer Weight lbs. (kg) | Axle Ratio                    | Maximum Trailer Weight lbs. (kg) | Axle Ratio                                      | Maximum Trailer Weight lbs. (kg) |
| TK15903  | 3.42  | 7400 (3357)                      | 3.08  | 6500 (2948)                      |                               |                                  |   |                                  |
|  |   |                                  | 3.42  | 9500 (4309)                      |                               |                                  |   |                                  |

| GCWR For Engine/Rear Axle Ratio Combination with Automatic Transmission |   |              |                   |                    |              |              |                   |                   |                    |
|---|---|--------------|-------------------|--------------------|--------------|--------------|-------------------|-------------------|--------------------|
| Engine  | (GCWR) Gross Combination Weight Ratings lbs. (kg) |              |                   |                    |              |              |                   |                   |                    |
|   | 11000 (4990)                                      | 12000 (5443) | 12800 (5806)      | 14000 (6350)       | 15000 (6804) | 15200 (6895) | 16700 (7575)      | 17700 (8029)      | 18200 (8256)       |
| (LV3) 4.3L EcoTec3 V6 AFM DI VVT Flex Fuel aluminum block               | 3.23  |              | 3.42 <sup>9</sup> |                    |              |              |                   |                   |                    |
| (L83) 5.3L EcoTec3 V8 AFM DI VVT aluminum block                         |   | 3.08         |                   | 3.42 <sup>10</sup> | 3.42         |              | 3.73 <sup>1</sup> |                   |                    |
| (L8B) 5.3L EcoTec3 V8 eAssist   |   |              |                   |                    |              | 3.42         |                   |                   |                    |
| (L86) 6.2L EcoTec3 V8 AFM DI VVT aluminum block                         |   |              |                   |                    | 3.23         |              |                   | 3.42 <sup>1</sup> | 3.42 <sup>11</sup> |

- 1 - Requires (NHT) Max Trailering Package.
- 2 - Requires (M5U) 8-speed automatic transmission for Maximum trailering capacity of 9,300 and 11,000 with (NHT) Max Trailering Package.
- 3 - Requires (M5U) 8-speed automatic transmission for Maximum trailering capacity of 9,100 and 10,700 with (NHT) Max Trailering Package.
- 4 - Requires (M5U) 8-speed automatic transmission for Maximum trailering capacity of 9,300 and 10,900 with (NHT) Max Trailering Package.
- 5 - Requires (M5U) 8-speed automatic transmission for Maximum trailering capacity of 9,400 and 11,000 with (NHT) Max Trailering Package.
- 6 - Requires (M5U) 8-speed automatic transmission for Maximum trailering capacity of 9,200 and 10,800 with (NHT) Max Trailering Package.
- 7 - Requires (M5U) 8-speed automatic transmission.
- 8 - Requires (M5U) 8-speed automatic transmission and (NHT) Max Trailering Package.
- 9 - Requires 4WD models.

Maximum trailer ratings are calculated assuming standard equipped vehicle, driver and required trailering equipment. The weight of optional equipment, passengers and cargo will reduce the maximum trailer weight your vehicle can tow. 10 to 15% of the trailer weight is the recommended trailer tongue load.

| <b>GCWR For Engine/Rear Axle Ratio Combination with Automatic Transmission</b> |  |                         |                         |                         |                         |                         |                         |                         |                         |
|--|--|-------------------------|-------------------------|-------------------------|-------------------------|-------------------------|-------------------------|-------------------------|-------------------------|
| <b>Engine</b>  | <b>(GCWR) Gross Combination Weight Ratings lbs. (kg)</b> |                         |                         |                         |                         |                         |                         |                         |                         |
|  | <b>11000<br/>(4990)</b>                                  | <b>12000<br/>(5443)</b> | <b>12800<br/>(5806)</b> | <b>14000<br/>(6350)</b> | <b>15000<br/>(6804)</b> | <b>15200<br/>(6895)</b> | <b>16700<br/>(7575)</b> | <b>17700<br/>(8029)</b> | <b>18200<br/>(8256)</b> |
| 10 - With Regular Cab standard box model.                                      |  |                         |                         |                         |                         |                         |                         |                         |                         |
| 11 - Requires C15543 or C15753 model.  |  |                         |                         |                         |                         |                         |                         |                         |                         |

Maximum trailer ratings are calculated assuming standard equipped vehicle, driver and required trailering equipment. The weight of optional equipment, passengers and cargo will reduce the maximum trailer weight your vehicle can tow. 15 to 25% of the trailer weight is the recommended 5th Wheel or Gooseneck kingpin load.

| Automatic Transmission Ratings with 5th Wheel or Gooseneck Hitch |   |                                  |   |                                  |   |                                  |
|--|---|----------------------------------|---|----------------------------------|---|----------------------------------|
| Model  | (LV3) 4.3L EcoTec3 V6 AFM DI VVT Flex Fuel aluminum block |                                  | (L83) 5.3L EcoTec3 V8 AFM DI VVT aluminum block |                                  | (L86) 6.2L EcoTec3 V8 AFM DI VVT aluminum block |                                  |
|  | Axle Ratio  | Maximum Trailer Weight lbs. (kg) | Axle Ratio                                      | Maximum Trailer Weight lbs. (kg) | Axle Ratio                                      | Maximum Trailer Weight lbs. (kg) |
| TC15743  |   |                                  | 3.08  | 6300 (2858)                      | 3.23  | 8300 (3765)                      |
|  |   |                                  | 3.42  | 8500 (3856) <sup>2</sup>         | 3.42 <sup>1</sup>                               | 10500 (4763)                     |
|  |   |                                  | 3.73 <sup>1</sup>                               | 10700 (4854)                     |   |                                  |
| TK15743  |   |                                  | 3.08  | 6000 (2722)                      | 3.23  | 8000 (3629)                      |
|  |   |                                  | 3.42  | 8100 (3674) <sup>3</sup>         | 3.42 <sup>1</sup>                               | 10200 (4627)                     |
|  |   |                                  | 3.73 <sup>1</sup>                               | 10300 (4672)                     |   |                                  |
| TC15753  | 3.23  | 5600 (2540)                      | 3.08  | 6400 (2903)                      | 3.23  | 9000 (4082)                      |
|  |   |                                  | 3.42  | 9400 (4264) <sup>4</sup>         | 3.42 <sup>1</sup>                               | 11600 (5262)                     |
|  |   |                                  | 3.73 <sup>1</sup>                               | 11000 (4990)                     |   |                                  |
| TK15753  | 3.42  | 7000 (3175)                      | 3.08  | 6200 (2812)                      | 3.23  | 8600 (3901)                      |
|  |   |                                  | 3.42  | 9000 (4082) <sup>5</sup>         | 3.42 <sup>1</sup>                               | 11000 (4990)                     |
|  |   |                                  | 3.73 <sup>1</sup>                               | 10800 (4899)                     |   |                                  |
| TC15703  | 3.23  | 6000 (2722)                      | 3.08  | 6900 (3130)                      |   |                                  |
|  |   |                                  | 3.42  | 8900 (4037)                      |   |                                  |
| TC15903  | 3.23  | 5900 (2676)                      | 3.08  | 6700 (3039)                      |   |                                  |
|  |   |                                  | 3.42  | 9700 (4400)                      |   |                                  |
| TK15703  | 3.42  | 7500 (3402)                      | 3.08  | 6600 (2994)                      |   |                                  |
|  |   |                                  | 3.42  | 8600 (3901)                      |   |                                  |
| TK15903  | 3.42  | 7400 (3357)                      | 3.08  | 6500 (2948)                      |   |                                  |
|  |   |                                  | 3.42  | 9500 (4309)                      |   |                                  |

| GCWR For Engine/Rear Axle Ratio Combination with Automatic Transmission |   |              |                   |                   |              |                   |                   |
|---|---|--------------|-------------------|-------------------|--------------|-------------------|-------------------|
| Engine  | (GCWR) Gross Combination Weight Ratings lbs. (kg) |              |                   |                   |              |                   |                   |
|   | 11000 (4990)                                      | 12000 (5443) | 12800 (5806)      | 14000 (6350)      | 15000 (6804) | 16700 (7575)      | 17700 (8029)      |
| (LV3) 4.3L EcoTec3 V6 AFM DI VVT Flex Fuel aluminum block               | 3.23  |              | 3.42 <sup>6</sup> |                   |              |                   |                   |
| (L83) 5.3L EcoTec3 V8 AFM DI VVT aluminum block                         |   | 3.08         |                   | 3.42 <sup>7</sup> |              | 3.73 <sup>1</sup> |                   |
| (L86) 6.2L EcoTec3  |   |              |                   |                   | 3.23         |                   | 3.42 <sup>1</sup> |

Maximum trailer ratings are calculated assuming standard equipped vehicle, driver and required trailering equipment. The weight of optional equipment, passengers and cargo will reduce the maximum trailer weight your vehicle can tow. 15 to 25% of the trailer weight is the recommended 5th Wheel or Gooseneck kingpin load.

| <b>GCWR For Engine/Rear Axle Ratio Combination with Automatic Transmission</b> |  |                     |                     |                     |                     |                     |                     |
|--|--|---------------------|---------------------|---------------------|---------------------|---------------------|---------------------|
| <b>Engine</b>  | <b>(GCWR) Gross Combination Weight Ratings lbs. (kg)</b> |                     |                     |                     |                     |                     |                     |
|  | <b>11000 (4990)</b>                                      | <b>12000 (5443)</b> | <b>12800 (5806)</b> | <b>14000 (6350)</b> | <b>15000 (6804)</b> | <b>16700 (7575)</b> | <b>17700 (8029)</b> |
| <b>V8 AFM DI VVT aluminum block</b>  |  |                     |                     |                     |                     |                     |                     |

- 1 - Requires RPO (NHT) Max Trailering Package.
- 2 - Requires (M5U) 8-speed automatic transmission for Maximum trailering capacity of 8,100 and 10,600 with (NHT).
- 3 - Requires (M5U) 8-speed automatic transmission for Maximum trailering capacity of 8,100 and 10,200 with (NHT).
- 4 - Requires (M5U) 8-speed automatic transmission for Maximum trailering capacity of 9,100 and 11,000 with (NHT).
- 5 - Requires (M5U) 8-speed automatic transmission for Maximum trailering capacity of 9,000 and 10,800 with (NHT).
- 6 - Requires 4WD models.
- 7 - With Regular Cab standard box model.

| Option Code | Description   |
|-------------|---|
| 00A         | Spare wheel, upgrade  |
| 4JQ         | Tires, spare P265/70R17 all terrain blackwall   |
| 5F9         | Rear Camera Calibrations without Guidelines   |
| 5H1         | Key equipment, two additional keys for single key system  |
| 5JL         | LPO, Front Brake Kit-Performance  |
| 5JY         | LPO, Soft folding tonneau cover   |
| 5L5         | Theft deterrent system fleet immobilizer modifications  |
| 5Z4         | Spare wheel, carrier and lock delete  |
| 8F2         | Ornamentation, delete   |
| 8S3         | Backup alarm, 97 decibels   |
| 8X1         | Label, fasten safety belts  |
| 9B9         | Governor, electronic speed sensor set to 70 MPH   |
| 9G3         | Suspension Package, off-road, for base decor vehicles   |
| 9L3         | Spare tire delete   |
| 9L7         | Upfitter switches, (4)  |
| 9M4         | Decal and name plate delete, tailgate   |
| 9R1         | Decal delete, Pickup box  |
| 9S1         | Seats, driver and passenger front, individual seats in vinyl trim   |
| 9U3         | Seats, Driver and passenger front individual seats in cloth trim  |
| 9V5         | Paints, solid, Woodland Green   |
| 9W3         | Paints, solid, Wheatland Yellow   |
| 9W4         | Paints, solid, Tangier Orange   |
| A31         | Windows, power  |
| A48         | Window, power, rear sliding   |
| A4I         | Ship Thru, Produced in Ft. Wayne Assembly and shipped to Brand FX Body Company and returned to Ft. Wayne Assembly for shipping to final destination.              |
| A60         | Tailgate, locking, utilizes same key as ignition and door   |
| A68         | Seat, rear 60/40 folding bench  |
| A6T         | Ship Thru, Produced in Silao, Mexico and shipped to General Truck Body, Arlington, TX.  |
| A91         | Remote Locking Tailgate   |
| A95         | Seats, front cloth bucket   |
| AE7         | Seats, front 40/20/40 split-bench   |
| AG1         | Seat adjuster, driver 10-way power  |
| AKO         | Glass, deep-tinted  |
| AKP         | Glass, solar absorbing  |
| AM7         | Seat, rear full-width folding bench   |
| AN3         | Seats, front full-feature leather-appointed bucket  |
| ANO         | Ship Thru, Produced in Ft. Wayne Assembly and shipped to Canfield Equipment in Warren, MI. Returned to Lansing Delta Assembly for shipping to final destination.  |
| AQQ         | Remote Keyless Entry  |
| AU3         | Door locks, power   |
| AY0         | Air bags, dual-stage frontal and side-impact, driver and front passenger and head-curtain and seat-mounted side-impact, front and rear outboard seating positions |
| AZ3         | Seats, front 40/20/40 split-bench   |
| B1J         | Wheelhouse liners, rear   |
| B30         | Floor covering, color-keyed carpeting   |
| B32         | Floor mats, rubberized-vinyl front  |
| B33         | Floor mats, rubberized-vinyl rear   |
| B3F         | Seats, front 40/20/40 leather-appointed split-bench   |



| Option Code | Description   |
|-------------|---|
| B58         | Floor mats, color-keyed carpeted first and second row   |
| B85         | Moldings, bodyside  |
| B86         | Moldings, bodyside  |
| BG9         | Floor covering, Graphite-colored rubberized-vinyl   |
| BI7         | Ship Thru, Produced in Ft. Wayne Assembly and shipped to Adrian Steel in Wentzville, MO. Returned to Wentzville Assembly for shipping to final destination.     |
| BTV         | Remote vehicle starter system   |
| BVQ         | Assist steps, chromed tubular   |
| BWN         | CornerStep, rear bumper   |
| C3J         | GVWR, 6700 lbs. (3039 kg)   |
| C49         | Defogger, rear-window   |
| C5H         | GVWR, 6900 lbs. (3130 kg)   |
| C5S         | GVWR, 6600 lbs. (2994 kg)   |
| C5U         | GVWR, 6800 lbs. (3084 kg)   |
| C5W         | GVWR, 7000 lbs. (3175 kg)   |
| C5Y         | GVWR, 7100 lbs. (3221 kg)   |
| C5Z         | GVWR, 7200 lbs. (3266 kg)   |
| C67         | Air conditioning, single-zone   |
| C6C         | GVWR, 7400 lbs. (3357 kg)   |
| C6G         | GVWR, 7600 lbs. (3447 kg)   |
| C7K         | GVWR, 6500 lbs. (2948 kg)   |
| CF5         | Sunroof, power  |
| CGN         | Bed Liner, Spray-on   |
| CJ2         | Air conditioning, dual-zone automatic climate control   |
| CJD         | Ship Thru, Produced in Ft. Wayne Assembly and shipped to Reading Truck Equipment, Pontiac MI, and Returned to Flint Assembly for shipping to final destination. |
| CTD         | Cargo tie downs (4), movable upper  |
| D07         | Console, floor  |
| D75         | Door handles, body-color  |
| DD8         | Mirror, inside rearview auto-dimming  |
| DE2         | Mirrors, outside manual, Black  |
| DF2         | Mirrors, outside high-visibility vertical trailering, Black   |
| DH6         | Visors, driver and front passenger illuminated vanity mirrors   |
| DL3         | Mirrors, outside chrome cap   |
| DL8         | Mirrors, outside heated power-adjustable  |
| DP6         | Mirror caps, body-color   |
| DP9         | Mirror caps, chrome   |
| DPN         | Mirrors, outside heated power-adjustable vertical trailering, upper glass   |
| DQS         | Mirrors   |
| E20         | Door handles, chrome  |
| E63         | Pickup box  |
| FE9         | Emissions, Federal requirements   |
| FHS         | E85 FlexFuel capable  |
| G80         | Differential, heavy-duty locking rear   |
| GAT         | All Terrain Package   |
| GT4         | Rear axle, 3.73 ratio   |
| GU4         | Rear axle, 3.08 ratio   |
| GU5         | Rear axle, 3.23 ratio   |
| GU6         | Rear axle, 3.42 ratio   |

| Option Code | Description   |
|-------------|---|
| IO5         | Audio system, 8" diagonal Color Touch Screen with GMC Infotainment System   |
| IO6         | Audio system, 8" diagonal Color Touch Screen Navigation with GMC Infotainment System  |
| IOB         | Audio system, 7" diagonal Color Touch Screen with GMC Infotainment System   |
| JD9         | Brakes, 4-wheel disc with DURALIFE rotors, 4-wheel antilock   |
| JF4         | Pedals, power-adjustable  |
| JHD         | Hill Descent Control  |
| JL1         | Trailer brake controller, integrated  |
| K05         | Engine block heater   |
| K34         | Cruise control  |
| K47         | Air cleaner, high-capacity  |
| K4C         | Wireless Charging   |
| KA1         | Seating, heated driver and front passenger  |
| KC4         | Cooling, external engine oil cooler   |
| KG4         | Alternator, 150 amps  |
| KI4         | Power outlet, 110-volt  |
| KNP         | Cooling, auxiliary external transmission oil cooler   |
| KQV         | Seating, heated and ventilated perforated leather-appointed front bucket  |
| KW7         | Alternator, 170 amps  |
| KY4         | Alternator, 100 amps  |
| L83         | Engine, 5.3L EcoTec3 V8   |
| L86         | Engine, 6.2L EcoTec3 V8   |
| L8B         | Engine, 5.3L EcoTec3 V8 eAssist with Active Fuel Management   |
| LV3         | Engine, 4.3L EcoTec3 V6   |
| M5U         | Transmission, 8-speed automatic   |
| M5X         | Transmission, 8-speed automatic   |
| MYC         | Transmission, 6-speed automatic   |
| N33         | Steering column, manual Tilt-Wheel  |
| N37         | Steering column, manual Tilt-Wheel  |
| NAA         | LPO, Rocker Guard   |
| NB8         | Emissions override, California  |
| NB9         | Emissions override, state-specific  |
| NC7         | Emissions override, Federal   |
| NE1         | Emissions, Connecticut, Delaware, Maine, Maryland, Massachusetts, New Jersey, New York, Oregon, Pennsylvania, Rhode Island, Vermont and Washington state requirements |
| NHT         | Max Trailering Package  |
| NKC         | Active Noise Cancellation   |
| NP5         | Steering wheel, leather-wrapped   |
| NQG         | Transfer case, with floor-mounted shifter   |
| NQH         | Transfer case, active, 2-speed  |
| NZH         | Wheels, 20" x 9" (50.8 cm x 22.9 cm) bright machined aluminum with Dark Argent painted accents  |
| NZP         | Wheels, 20" x 9" (50.8 cm x 22.9 cm) chrome clad aluminum   |
| NZQ         | Wheels, 20" x 9" (50.8 cm x 22.9 cm) Black-painted aluminum   |
| NZZ         | Underbody shield  |
| PCM         | SLT Preferred Package   |
| PCQ         | SLT eAssist Package   |
| PCR         | Sierra Fleet Convenience Package  |
| PCV         | SLE Fleet Convenience Package   |
| PCX         | Sierra Appearance Package   |

| Option Code | Description   |
|-------------|---|
| PCY         | SLE Fleet Preferred Package   |
| PDA         | Texas SLE Value Package   |
| PDB         | SLT Premium Package   |
| PDC         | Texas SLT Premium Package   |
| PDG         | All Terrain SLT Premium Package   |
| PDH         | LPO, GMC Interior Protection Package  |
| PDL         | LPO, Cargo Convenience Package  |
| PDT         | SLT Crew Cab Premium Plus Package   |
| PDU         | SLE Value Package   |
| PPA         | Tailgate, EZ-Lift   |
| PQF         | OnStar 6 months of OnStar Protection Service                                      |
| PQG         | OnStar 18 months of OnStar Protection Service                                     |
| PQH         | OnStar 30 months of OnStar Protection Service                                     |
| PQI         | OnStar 6 months of OnStar Security Service  |
| PQL         | OnStar 18 months of OnStar Security Service                                       |
| PQM         | OnStar 30 months of OnStar Security Service                                       |
| PQP         | OnStar Additional 6 months of OnStar Fleet Guidance Service                       |
| PQQ         | OnStar Additional 18 months of OnStar Fleet Guidance Service                      |
| PQT         | OnStar Additional 30 months of OnStar Fleet Guidance Service                      |
| PR6         | SiriusXM Satellite Radio Additional 9 months of the SiriusXM All Access Package.  |
| PR7         | SiriusXM Satellite Radio Additional 21 months of the SiriusXM All Access Package. |
| PR8         | SiriusXM Satellite Radio Additional 33 months of the SiriusXM All Access Package. |
| Q5W         | Wheels, 17" x 8" (43.2 cm x 20.3 cm) premium painted aluminum                     |
| QSS         | Tires, P275/55R20 all-season, blackwall   |
| QT0         | Tires, P275/55R20 all-season, blackwall   |
| QXT         | Tires, LT265/70R17E all-terrain, blackwall  |
| R9Y         | Fleet Free Maintenance Credit   |
| RBW         | Tires, P265/65R18 all-terrain, white outlined letter                              |
| RBX         | Tires, P265/65R18 all-terrain, blackwall  |
| RBZ         | Tires, P255/70R17 all-season, blackwall   |
| RC3         | Tires, P265/70R17 all-terrain, blackwall  |
| RC4         | Tire, spare P265/70R17 all-season, blackwall                                      |
| RC5         | Tires, LT265/70R17C all-terrain, blackwall  |
| RC7         | Tires, P275/55R20 all-terrain, blackwall  |
| RCW         | Wheels, 18" x 8.5" (45.7 cm x 21.6 cm) polished aluminum                          |
| RD3         | Wheels, 20" x 9" (50.8 cm x 22.9 cm) bright machined aluminum                     |
| RD5         | Wheels, 20" x 9" (50.8 cm x 22.9 cm) polished aluminum                            |
| RD6         | Wheels, 17" x 8" (43.2 cm x 20.3 cm) painted steel                                |
| RD7         | Wheels, 17" x 8" (43.2 cm x 20.3 cm) stainless steel clad                         |
| REG         | Wheels, 18" x 8.5" (45.7 cm x 21.6 cm) 5-spoke Black paint alloy                  |
| RHH         | Tires, P285/45R22 SL 110H all-terrain, blackwall                                  |
| RHM         | Tire, spare LT265/70R17 all-terrain, blackwall                                    |
| RI8         | Tires, 265/65R18SL MT 114S blackwall  |
| RIA         | LPO, All-weather floor liner  |
| RKX         | Tires, P265/65R18 all-season, blackwall   |
| ROV         | OnStar with 4G LTE for Fleet (20GB/12 months)                                     |
| ROW         | OnStar with 4G LTE for Fleet (36GB/24 months)                                     |
| RVQ         | LPO, Black tubular assist step, 6" rectangular                                    |
| RVS         | LPO, Black tubular assist steps, 4" round   |

| Option Code | Description  |
|-------------|--|
| RWI         | LPO, Chrome bodyside moldings  |
| RX1         | LPO, 22" (55.9 cm) 7-spoke Silver wheels with Black inserts  |
| S0P         | LPO, Console insert organizer tray   |
| S6L         | LPO, Accessory Assist Step   |
| SAF         | Tire carrier lock  |
| SAM         | LPO, Underbody Shield Package, transfer case protection  |
| SCZ         | LPO, Tailgate handle   |
| SEV         | LPO, 22" (55.9 cm) 6-spoke high-gloss Black wheels   |
| SEW         | LPO, 22" (55.9 cm) 5-spoke Silver ultra-bright machined wheels with high-gloss Black   |
| SF0         | LPO, 22" (55.9 cm) 6-spoke premium Silver ultra-bright machined wheels   |
| SF1         | LPO, 22" (55.9 cm) 7-spoke Silver wheels   |
| SFE         | LPO, Wheel locks   |
| SFW         | Back-up alarm calibration  |
| STF         | All Terrain X Package  |
| SXL         | Elevation Edition  |
| SXL         | Elevation Edition  |
| T3U         | Fog lamps  |
| T4F         | Headlamps, high intensity discharge  |
| T4L         | Headlamps, high-performance LED headlamps with GMC signature LED lighting  |
| T4Z         | Safety belt assurance system   |
| TBR         | Ship Thru, Produced in Ft. Wayne Assembly and shipped to ECO Vehicle Systems, Union City, Indiana. Returned to Ft. Wayne Assembly for shipping to final destination. |
| TCM         | Ship Thru, Produced in Ft. Wayne Assembly and shipped to Monroe Truck Equipment, Flint, MI. Returned to Flint Assembly for shipping to final destination.            |
| TDM         | Teen Driver  |
| TG5         | Single-slot CD/MP3 player  |
| TGK         | Special Paint, Solid, one color  |
| TQ5         | Headlight, IntelliBeam, automatic high beam on/off   |
| TRB         | Grille surround, body color  |
| TRE         | Ship Thru, Produced in Ft. Wayne Assembly and shipped to Ft. Wayne Fleet Equipment in Roanoke, IN. Returned to Ft. Wayne Assembly for shipping to final destination. |
| TRW         | Provision for cab roof-mounted lamp/beacon   |
| TVY         | Ship Thru, Produced and shipped to Anchorage VDC then to TK Services and returned to Anchorage VDC for shipping to final destination                                 |
| TW3         | Ship Thru, Produced in Silao and shipped to Brand FX, Ft. Worth, TX.   |
| U2K         | SiriusXM Satellite Radio   |
| U2L         | Radio, HD  |
| U42         | Entertainment Package  |
| UD5         | Front and Rear Park Assist   |
| UD7         | Rear Park Assist   |
| UDC         | Driver Information Center  |
| UDD         | Driver Information Center, 4.2-inch diagonal color display   |
| UE1         | OnStar Guidance Plan for 6 months  |
| UEU         | Forward Collision Alert  |
| UF2         | LED Lighting, cargo box  |
| UG1         | Universal Home Remote  |
| UHN         | Wheels, 18" x 8.5" (45.7 cm x 21.6 cm) bright machined aluminum  |
| UHX         | Lane Keep Assist   |
| UHY         | Low Speed Forward Automatic Braking  |

| Option Code | Description   |
|-------------|---|
| UJ5         | LPO, Rear seat DVD entertainment system   |
| UJM         | Tire Pressure Monitoring System   |
| UK3         | Steering wheel audio controls   |
| UQ3         | 6-speaker audio system  |
| UQA         | Bose Sound with 6 speaker system  |
| UQG         | 6-speaker audio system  |
| UTJ         | Theft-deterrent system  |
| UVC         | Rear Vision Camera  |
| UVD         | Steering wheel, heated  |
| V22         | Grille surround, chrome   |
| V46         | Bumper, front chrome  |
| V76         | Recovery hooks, front, frame-mounted  |
| VAV         | LPO, All-weather floor mats   |
| VB5         | Bumper, front, body-color   |
| VBJ         | LPO, Rear underseat storage, composite storage bin  |
| VBR         | LPO, Rubber bed mat   |
| VDE         | Ship Thru, Produced in Ft. Wayne Assembly and shipped to Knapheide Truck Equipment, Flint, MI and returned to Flint Assembly for shipping to final destination. |
| VI1         | Ship Thru, Produced in Silao, Mexico and shipped to Auto Truck Ft. Worth, TX  |
| VJH         | Bumper, rear chrome   |
| VK3         | License plate kit, front  |
| VKW         | LPO, Console insert expandable folder tote  |
| VKZ         | Ship Thru, Produced in Silao Assembly and shipped to Kerr Industries and onto Arlington Assembly  |
| VPB         | LPO, Vinyl tonneau cover with integrated support bows   |
| VQK         | LPO, Front and Rear Molded Splash Guards  |
| VQT         | LPO, Tonneau cover, Hard tri-folding with vinyl cover   |
| VQY         | LPO, Chrome recovery hooks  |
| VQZ         | LPO, Polished exhaust tip   |
| VRV         | LPO, Body Color Molded Splash Guards  |
| VT5         | Bumper, rear body-color   |
| VV4         | OnStar 4G LTE   |
| VWH         | Ship Thru, Produced in Ft. Wayne Assembly and shipped to Leggett and Platt CVP Taylor, MI. Returned to Flint Assembly for shipping to final destination.        |
| VXH         | LPO, Assist steps, chromed tubular  |
| VXJ         | LPO, Assist steps, chromed tubular  |
| VYU         | Snow Plow Prep Package  |
| VZX         | LPO, Bed liner  |
| W0B         | Ship Thru, Produced in Silao, Mexico and shipped to PalFleet Truck Equipment, Dallas, TX  |
| WBC         | LPO, Cat-Back Performance Exhaust   |
| WEZ         | Ship Thru, Produced in Silao, Mexico and shipped to Knapheide Red Oak, TX   |
| Y86         | Enhanced Driver Alert Package   |
| YF5         | Emissions, California state requirements  |
| Z71         | Suspension Package, Off-Road  |
| Z82         | Trailer equipment   |
| ZBZ         | Tire, spare P255/70R17 all-season, blackwall  |
| ZW9         | Pickup box, delete  |
| ZXT         | Tire, spare LT265/70R17E all-terrain, blackwall   |

## Updates for Sierra 1500 Fleet

### Week of 8/21/2017

Effective 8/21/2017, the following changes will be made to the Vehicle Order Guide:

- Exterior section-(GAT) All Terrain Package, updated footnote to read "Requires 4WD models, (H2W) interior trim jet Black/Spice Red, (RBX) P265/65R18 all-terrain, blackwall tires or (RBW) P265/65R18 all-terrain, white outlined tires with (UHN) 18" x 8.5" (45.7 cm x 21.6 cm) bright machined aluminum wheels. Not available with SEO options, (NHT) Max Trailering Package, (PDT) SLT Crew Cab Premium Plus Package, (PDB) SLT Premium Package, (PDC) Texas SLT Premium Package, (Y86) Enhanced Driver Alert Package, (VXH) 6" rectangular chrome tubular assist steps, LPO and (VQY) Chrome recovery hooks, LPO. Upgradeable to (NZH) 20" wheels with (RC7) 20" tires or LPO 20" and 22" tires and wheels."

### Week of 7/24/2017

Effective 7/24/2017, the following changes will be made to the Vehicle Order Guide:

- SEO/Ship Thru section-Added pricing for all SEO Ship Thru codes. Refer to 2018 MY Ship Thru Pricing PDF for details.
- SEO/Ship Thru section- Deleted the following SEO Ship Thru options (A5I), (A7P) and (VTT) entirely.

### Week of 7/17/2017

Effective 7/17/2017, the following changes will be made to the Vehicle Order Guide:

- Exterior section-(SXL) Elevation Edition on 3SA updated footnote to read "Requires Double or Crew Cab models, (PDU) SLE Value Package and exterior color: (G1K) Stone Blue Metallic, (GPA) Dark Slate Metallic, (GAZ) Summit White or (GBA) Onyx Black. Not available with: (NHT) Max Trailering Package, (BG9) graphite-colored rubberized-vinyl floor covering, (V22) chrome grille surround any Ship Thru code, any LPO wheels or SEO (8F2) Ornamentation Delete."
- Mechanical section-(NHT) Max Trailering Package, updated footnote 1 to read "Requires Crew Cab or Double Cab models. Includes (G80) heavy-duty automatic locking rear differential on 2WD models (already standard on 4WD models) and Z82 Trailering Package. Requires (L83) 5.3L EcoTec3 V8 engine and (DPN) power camper mirrors. Not available with (SXL) Elevation Edition, (Z71) Off-Road Suspension Package. Includes (UHN) 18" X 8.5" bright-machined aluminum wheels. Requires (RKX) 18" tires or may upgrade to (RD3) 20" bright machined aluminum wheels with either (RC7) or (QSS) 20" tires."

### Week of 6/26/2017

Effective 6/26/2017, the following changes will be made to the Vehicle Order Guide:

- Mechanical section-(5JL) LPO, Front Brake Kit-Performance, added a new footnote 1 on 1SA that reads "Requires (SXL) Elevation Edition." Old footnote 1 on 3SA and 4SA becomes footnote 2.

### Week of 6/19/2017

Effective 6/19/2017, the following changes will be made to the Vehicle Order Guide:

- Exterior section-(R18) Tires, 265/65R18SL MT 114S blackwall Goodyear Wrangler DuraTrac, updated footnote 2 to read "Requires 4WD model and (L83) 5.3L EcoTec3 V8 engine. Requires, (Z71) Off-Road Suspension Package. Not available with (ZW9) pickup box delete. Requires (UHN) 18" x 8.5" (45.7 cm x 21.6 cm) bright-machined aluminum wheels. Includes (RC4) 17" all-season spare tire."

### Week of 6/12/2017

Effective 6/12/2017, the following changes will be made to the Vehicle Order Guide:

- SEO Paint Color and Trim section-Deleted Blue Metallic WA-7159 and Blue WA-5663 entirely.

### Week of 6/5/2017

Effective 6/5/2017, the following changes will be made to the Vehicle Order Guide:

- SEO/Ship Thru section-Added (TBR) Ship Thru, Produced in Ft. Wayne Assembly and shipped to ECO Vehicle Systems,

Union City, Indiana. Returned to Ft. Wayne Assembly for shipping to final destination. (Dealer Invoice = \$W/A) This option is "A" available on all trims with a footnote that reads "Requires a Regular Cab or Double Cab model."

**Week of 5/29/2017**

Effective 5/29/2017, the following changes will be made to the Vehicle Order Guide:

- Sierra 1SA and 3SA Color and Trim section-(G2X) Deep Mahogany Metallic, added new footnote 7 that reads "Available at extra charge. Not available on Crew Cab models." Old footnote 7 becomes footnote 8.
- Sierra 4SA Color and Trim section-(G2X) Deep Mahogany Metallic, added new footnote 5 that reads "Available at extra charge. Not available on Crew Cab models."

**Week of 5/22/2017**

Effective 5/22/2017, the following changes will be made to the Vehicle Order Guide:

- Exterior section-(PCX) Sierra Appearance Package, updated extended description to read "includes (RD7) 17" x 8" (43.2 cm x 20.3 cm) stainless steel clad wheels on Regular Cab and Double Cab models and (Q5W) 17" x 8" (43.2 cm x 20.3 cm) premium painted aluminum, bright machined wheels with Crew Cab models, (AKO) deep-tinted glass"
- Exterior section-(RD7) Wheels, 17" x 8" (43.2 cm x 20.3 cm) stainless steel clad, updated footnote 1 to read "Included and only available with (PCX) Sierra Appearance Package on Regular Cab and Double Cab models."
- Exterior section-(Q5W) Wheels, 17" x 8" (43.2 cm x 20.3 cm) premium painted aluminum, changed availability on 1SA to "A" and added a footnote that reads "Included and only available with (PCX) Sierra Appearance Package on Crew Cab models."

**Week of 5/8/2017**

Effective 5/8/2017, the following changes will be made to the Vehicle Order Guide:

- Exterior section-(ZW9) Pickup box, delete, updated extended description to read "for Regular Cab models only, includes capped fuel fill, (SFW) Back-up alarm calibration, rear bumper delete, spare tire delete and spare tire carrier delete. If equipped, deletes capless fuel fill, (Z82) trailering equipment, (A91) remote locking tailgate, (A60) locking tailgate, (PPA) EZ-Lift and Lower tailgate and (SAF) tire carrier lock".
- Mechanical section-(PCQ) SLT eAssist Package, updated extended description to read "includes (L8B) 5.3L V8 eAssist engine, (M5X) 8-speed automatic eAssist transmission, (C5Z) 7,200 lbs. GVWR for 2WD models, (C6C) 7,400 lbs. GVWR for 4WD models, (UF2) LED Lighting, cargo box and (5JY) soft-folding tonneau cover, LPO".
- Mechanical section-(L8B) Engine, 5.3L EcoTec3 V8 BAS3 with Active Fuel Management, updated extended description to read "5.3L EcoTec3 V8 eAssist with Active Fuel Management, Direct Injection and Variable Valve Timing (355 hp [265 kW] @ 5600 rpm, 383 lb-ft of torque [518 Nm] @ 4100 rpm)".
- Mechanical section-(M5X) Transmission, 8-speed automatic BAS+, updated extended description to read "8-speed automatic eAssist".