

IMPALA POLICE PACKAGE - 9C1



Changes for 2010

New Features

- (50U) Summit White exterior color
- (57U) Cyber Gray Metallic exterior color
- (61U) Aqua Blue Metallic exterior color

Deletions

- (40U) White exterior color
- (42U) Dark Silver Metallic exterior color
- (76U) Mocha Bronze Metallic exterior color
- (87U) Slate Metallic exterior color
- (52C) Neutral interior
- (AP9) Trunk cargo net
- Impala emblems on rear sail panels
- License plate front mounted hardware bracket standard in States requiring front license plates; others must order option VK3

Shown with Aftermarket Equipment.

IMPALA

CHEVROLET IMPALA 4-DOOR SEDAN 9C1 POLICE PACKAGE - MARKED PATROL

Some Standard Equipment may be Replaced by Special Equipment When the Police Package 9C1 is Ordered

This vehicle has been designed for police work up to and including high speed emergency vehicle operations.
GM restricts the sale of police vehicles and they are not to be sold to retail customers.

MODEL AVAILABILITY

1WS19 Front-Wheel Drive

STANDARD EQUIPMENT SUMMARY

WARRANTY 3 years / 36,000 miles Bumper-to-Bumper
5 years / 100,000 miles Limited Powertrain; (See your local dealer for complete details)

INTERIOR FEATURES

AIR CONDITIONING	Front Manual, Dual Zone w/Air Filtration & Environmentally Friendly Refrigerant (R134A)
ASH TRAY	Smokers Package Not Available
CRUISE CONTROL	Electronic with Set and Resume Speed
CUP HOLDER	Cup Holder with Storage Tray Between Seats
FLOOR COVERING	Carpeting Front and Rear (Carpeted Mats - See Option B34 on Page 19)
GLASS	Tinted Windshield, Backlight and Side Glass
LIGHTING	Auxiliary, Interior, Sustained Illumination
MIRRORS, VISOR	Visor, LH and RH with Covered Vanity Mirrors
MIRROR, REARVIEW	Inside Rearview is Manual Day Night with Driver and Passenger Map Lights
RADIO	Electronically Tuned AM/FM Stereo with CD Player, Seek-Scan, Digital Clock, Auto-Tone Control, Theft Lock with Integrated Rear Window Antenna (Radio Delete is Not Available)
RESTRAINT SYSTEM	Impala Received a 5-Star Frontal Crash Test Rating (Driver and Front Passenger) From NHTSA. Seat Belts with Dual Stage Driver & Passenger Frontal Air Bags with Passenger Sensing System and Frontal Air Bag ON/OFF Indicator; Dual Head Curtain Air Bags for Front and Rear Outboard Occupants and Front Seat Back Mounted Thorax Air Bags
SEAT, FRONT	High Density Foam Cloth Bucket Seats with Seat Back Security Panel, 6-Way Power Driver and Passenger Seats (See Page 14) with Manual Reclining Seat Backs, Manual Lumbar Control on Driver's Seat and Strengthened Front Seat (See Page 26)
SEAT, REAR	Vinyl Bench with High Density Foam (See Page 14)
SPEEDOMETER/CLUSTER	140 MPH Analog, Certified, 5 MPH Increments with Digital Trip Odometer, Warning Lights. Driver Information Center, Includes 1 MPH Redundant Digital Speed Display (See Message Center Listing on Page 28)
STEERING WHEEL	Tilt Wheel with Column Mounted Gear Shift Lever
SURVEILLANCE CAPABILITY	See Exterior Lamp Control on Page 32 For Operation Description
THEFT DETERRENT	Vehicle Theft (Pass-Key® III+)
TRUNK MAT	Heavy-Duty (See Page 26)
TRUNK RELEASE	Electric (Not Ignition Controlled), Button Located on Instrument Panel, Left of Steering Column. Manual Inside Trunk Safety Release (Ignition Control – See Option A98 on Page 19)
WARNING LIGHTS	Brake, Seatbelt, Air Bag, Anti-Lock Brake and Check Engine (See Page 28 for Additional Information)
WARNING, AUDIBLE	Key in Ignition, Driver Door Open
WINDOWS	Power with Rear Window Lockout Switch

ELECTRICAL FEATURES

AUXILIARY POWER, FRONT	100-AMP Ignition and Main Power Supply Wiring under Lower Right Side of Instrument Panel (See Wiring-Ignition and Main Power Supply on Page 27)
AUXILIARY POWER, TRUNK	100-AMP Auxiliary Power Outlet in Trunk (See Page 27)
GROUND STUD	Auxiliary (Located in Trunk - See Page 27)
POWER OUTLETS	2 Auxiliary Power Outlets for Additional Plug-In Equipment Located on Lower Center of Instrument Panel
WIRING DIAGRAMS	See Pages 96 Through 104 for Description; Also See Impala Police Package Owner's Manual Supplement (Located in Glove Box Folder with Standard Owner's Manual)
WIRING, PROVISION	Forward Lamp In-Line Connector for Exterior Lamp Flashing System (See Option 6J7 on Page 32)
EXTERIOR LAMPS	

IMPALA

9C1 IMPALA POLICE PACKAGE - (CONTINUED)

EXTERIOR FEATURES

BODY PANELS	Two-Sided Galvanized Steel for All Exterior Body Panels Except Roof
DEFOGGER	Electric, Rear Window
DOOR LOCKS	Power Non-Programmable (Automatic Door Locking and Unlocking Feature is Disabled), Child Safety Locks in Rear Doors, Driver Door Lock Cylinder; Trunk Keylock Cylinder (See Page 27); Lock Cylinders No Longer Available on Passenger Front Door
HEADLAMPS	Dual Halogen Composite, Includes Flash-to-Pass Feature and Automatic Lamp Control with Daytime Running Lights. (Also See Option 9G8 on Page 19 and Exterior Lamp Control on Page 32)
KEYLESS ENTRY	Includes Two Transmitters with Non-Functional Panic Button; The Keyless Entry System Used on the Police Impala Includes a Stealth Mode Feature. When the "Unlock" or "Lock" Button is Depressed, No Exterior Lighting or Audible Sounds are Activated; However, the Interior OEM Dome Lamp will Illuminate Unless Option 7Y6 - Dome and Courtesy Lamps Inoperative is Ordered; During Remote Start Feature, Running Lights Will Remain Illuminated (Additional Transmitters See Option AMF on Page 19)
KEYS	Two Sided, Random Code, for Ignition, Driver Door and Trunk Only; Single Key Locking System to Operate Entire Fleet is Available (Fleet Coded Single Key – See 6E2 and 6E8 Option on Page 19)
LICENSE PLATE	Mounting Hardware Located in Glove Box Front Bracket Standard in States Requiring Front License Plates; Others Must Order Option VK3
MIRRORS, REARVIEW	Body Color, Electric LH and RH Remote (Heated Mirrors – See Option DK2 on Page 19)
ONSTAR	Not Available with Police Package
PAINT	Base Coat/Clear Coat
WINDSHIELD WIPERS	Intermittent, Anti-Lift with Washer

CHASSIS FEATURES

ALTERNATOR	150-AMP with Idle Boost (Transmission in Park or Neutral) Controlled by Battery Energy Level Sensing
BATTERY	720 CCA with Battery Rundown Protection; Automatically Shuts Off Courtesy Lights (Reading/Map Lights, Trunk and Glove Box Lights) to Protect the Battery; Lights are Automatically Turned Off After 20 Minutes if They are Left On and the Ignition is in the "Off" Position; (Does Not Protect Customer Installed Equipment)
BODY	Heavy Duty Reinforced Body Components
BRAKES	4-Wheel Anti-Lock Disc Brakes with Police Calibration and Heavy Duty Front Brake Pads
COOLING	Heavy-Duty (High Capacity) with 225-Watt Fans and Extended Life Coolant; Coolant Hoses are EPDM (Ethylene-Propylene-Diene-Monomer) Rubber; Silicone Hoses are Not Required
CHASSIS LUBRICATION	Lubed-for-Life Chassis
ENGINE	3900 Series SFI V6 with Flex-Fuel (Gas or E85 Ethanol); Includes Wide Open Throttle Air Conditioning Cut Off; (When Overhead Lights, Spotlights, Radio Antennas, Sirens, and Other Emergency Equipment are Installed, Overall Performance May be Somewhat Lower)
EXHAUST SYSTEM	Stainless Steel, Single with Dual Outlets
FUEL TANK CAPACITY	17 Gallon (64 Liters)
OIL COOLERS	Engine, Transmission and Power Steering Oil Cooler: External Air-to-Oil, Fin Type (See Page 26)
RADIO SUPPRESSION	Extended Life - Iridium Tip Spark Plugs and Wires That are Designed to Reduce Radio Frequency Noise Levels Which May Affect Communications Equipment Including Operating Frequencies in the 38-MHz to 58-MHz Range. The Impala is Designed with Unibody Construction and Multiple Grounding Points are Provided for the Vehicle Electrical System. No Additional Ground Straps are Added for the Police Package
STARTER INTERRUPT	Prevents Starter from Engaging While the Engine Is Running
STEERING	Power, Rack-and-Pinion
STRUTS, FRONT	Heavy Duty
SUSPENSION	4-Wheel Independent, Firm Ride and Handling with Increased Ride Height Springs, Heavy Duty Front and Rear Stabilizer Bars
TIRES	P225/60R16 SBR Blackwall, "V" Rated with Compact Spare (Full Size Spare is Available See Option N81 on Page 31)
TIRE PRESSURE MONITOR	CHECK TIRE PRESSURE will Show on Driver Message Center (See Page 27 for Description)
TRANSMISSION	Heavy-Duty 4T65E 4-Speed Automatic, Electronically-Controlled Transmission Provides Protection Against Over-Revving the Engine in Low Gear and a Mechanical Low Gear Blockout is Not Required; If a Driver Manually Selects LOW Gear and Fails to Manually Upshift to HIGH Gear, the Powertrain Control Module Automatically Protects the Drivetrain (Traction Control is Not Available on Police Package)
WHEELS	16" x 6.5" Heavy-Duty Steel
WHEEL CENTER CAP	Chrome Bolt-On Metal

IMPALA

9C1 IMPALA POLICE PACKAGE - (CONTINUED)

POWERTRAIN

ENGINE				TRANSMISSION		AXLE	
OPTION CODE	TYPE	DISPLACEMENT LITERS/CU. IN.	FUEL SYSTEM	OPTION CODE	TYPE	OPTION CODE	RATIO
LGD	V6	3.9/238	Flex-Fuel (Gas or E85 Ethanol)	MX0	4T65E 4-Speed Auto w/OD	FR9	3.29

EMISSIONS - MUST BE SPECIFIED

FE9	Emissions, Federal Requirements
YF5	Emissions, California State Requirements
NE1	Emissions, Connecticut, Maine, Massachusetts, New Jersey, New York, Oregon, Pennsylvania, Rhode Island, Vermont and Washington State Requirements
NB8	Emissions Override, California, Connecticut, Massachusetts, New Jersey, New York, Oregon, Pennsylvania, Rhode Island or Washington (For Vehicles Ordered by Dealers in States of California, Connecticut, Massachusetts, New Jersey, New York, Oregon, Pennsylvania, Rhode Island or Washington with Federal Emissions) Requires (FE9) Federal Emissions Requirements. Not Available in Maine or Vermont.
NC7	Emissions Override, Federal (For Vehicles Ordered by Dealers in Federal Emissions States with California, Connecticut, Maine, Massachusetts, New York, Pennsylvania, Rhode Island or Vermont Emissions; May Also be Used by Dealers in States of California, Connecticut, Maine, Massachusetts, New York, Pennsylvania, Rhode Island or Vermont to Order Different State-Specific Emissions) Requires (YF5) California State Emissions Requirements or (NE1) Connecticut, Maine, Massachusetts, New York, Pennsylvania, Rhode Island or Vermont State Emissions Requirements.

TIRES: SPEED RATED

MANUFACTURER	QUANTITY	SIZE	SPEED RATING	TYPE
Pirelli	Four	P225/60R16 SBR Blackwall	V	AL3







NOTE:

- Compact Spare is Standard (Full Size Spare is Available See Option N81 on Page 31)
- Due to Specific Requirements for Performance, Durability and Safety, GM Recommends Only the Original Equipment Tire for Replacement

SEATS AND INTERIOR TRIM

	SEAT OPTIONS	EBONY
STANDARD Front Cloth Buckets with Rear Vinyl Bench (Power Driver and Passenger)	AR9	19G
OPTIONAL Front Cloth Buckets with Rear Cloth Bench (Power Driver and Passenger)	AR9	19E

AVAILABLE EXTERIOR COLORS

							
Silver Ice Metallic	Imperial Blue Metallic	Black	Summit White NEW	Gold Mist Metallic	Cyber Gray Metallic NEW	Aqua Blue Metallic NEW	Victory Red

NOTE: For Special Paint See Page 21 Actual Colors May Vary

IMPALA UNDERCOVER POLICE PACKAGE - 9C3



Changes for 2010

New Features

- (50U) Summit White exterior color
- (57U) Cyber Gray Metallic exterior color
- (61U) Aqua Blue Metallic exterior color

Deletions

- (40U) White exterior color
- (42U) Dark Silver Metallic exterior color
- (76U) Mocha Bronze Metallic exterior color
- (87U) Slate Metallic exterior color
- (52C) Neutral interior
- (AP9) Trunk cargo net
- Impala emblems on rear sail panels
- License plate front mounted hardware bracket standard in States requiring front license plates; others must order option VK3

IMPALA

CHEVROLET IMPALA 4-DOOR SEDAN 9C3 POLICE PACKAGE - UNDERCOVER

Some Standard Equipment may be Replaced by Special Equipment When the Police Package 9C3 is Ordered

This vehicle has been designed for police work up to and including high speed emergency vehicle operations.
GM restricts the sale of police vehicles and they are not to be sold to retail customers.

MODEL AVAILABILITY

1WS19 Front-Wheel Drive

STANDARD EQUIPMENT SUMMARY

WARRANTY 3 years / 36,000 miles Bumper-to-Bumper
5 years / 100,000 miles Limited Powertrain; (See your local dealer for complete details)

INTERIOR FEATURES

AIR CONDITIONING Front Manual, Dual Zone w/Air Filtration & Environmentally Friendly Refrigerant (R134A)
ASH TRAY Smokers Package Not Available
CRUISE CONTROL Electronic with Set and Resume Speed
FLOOR COVERING Carpeting Front and Rear (Carpeted Mats - See Option B34 on Page 19)
GLASS Tinted, Windshield, Backlight and Side Glass
LIGHTING Auxiliary, Interior, Sustained Illumination
MIRRORS, VISOR Visor, LH and RH with Covered Vanity Mirrors
MIRROR, REARVIEW Inside Rearview is Manual Day Night with Driver and Passenger Map Lights
RADIO Electronically Tuned AM/FM Stereo with CD Player, Seek-Scan, Digital Clock, Auto-Tone Control, Theftlock with Integrated Rear Window Antenna (Radio Delete is Not Available)
RESTRAINT SYSTEM Impala Received a 5-Star Frontal Crash Test Rating (Driver and Front Passenger) From NHTSA. Seat Belts with Dual Stage Driver & Passenger Frontal Air Bags with Passenger Sensing System and Frontal Air Bag ON/OFF Indicator; Dual Head Curtain Air Bags for Front and Rear Outboard Occupants and Front Seat Back Mounted Thorax Air Bags
SEAT, FRONT 40/20/40 High Density Foam Splint Bench Cloth Seat with Folding Arm Rest and Cup Holder, 6-Way Power Driver Seat with Recliner and Manual Lumbar, 6-Way Power Passenger Seat with Manual Reclining Seat Back and Strengthened Front Seat (See Page 26)
SEAT, REAR Cloth with High Density Foam
SPEEDOMETER/CLUSTER 140 MPH Analog, Certified, 5 MPH Increments with Digital Trip Odometer, Warning Lights and Driver Information Center Includes 1 MPH Redundant Digital Speed Display (See Message Center Listing on Page 28)
STEERING WHEEL Tilt Wheel with Column Mounted Gear Shift Lever
SURVEILLANCE CAPABILITY (See Exterior Lamp Control on Page 32)
THEFT DETERRENT Vehicle Theft (Pass-Key® III+)
TRUNK MAT Heavy-Duty (See Page 26)
TRUNK RELEASE Electric (Not Ignition Controlled), Button Located on Instrument Panel, Left of Steering Column; Manual Inside Trunk Safety Release (Ignition Control - See Option A98 on Page 19)
WARNING LIGHTS Brake, Seatbelt, Air Bag, Anti-lock Brake and Check Engine (See Page 28 for Additional Information)
WARNING, AUDIBLE Key in Ignition, Driver Door Open
WINDOWS Power with Rear Window Lockout Switch

ELECTRICAL FEATURES

AUXILIARY POWER, FRONT 100-AMP Ignition and Main Power Supply Wiring under Lower Right Side of Instrument Panel (See Wiring-Ignition and Main Power Supply on Page 27)
AUXILIARY POWER, TRUNK 100-AMP Auxiliary Power Outlet in Trunk (See Page 27)
GROUND STUD Auxiliary, Located in Trunk (See Page 27)
POWER OUTLETS 2 Auxiliary Power Outlets for Additional Plug-In-Equipment Located on Lower Center of Instrument Panel
WIRING DIAGRAMS See Pages 96 Through 104 for Description; Also See Impala Police Package Owner's Manual Supplement (Located in Glove Box Folder with Standard Owner's Manual)
WIRING, PROVISION EXTERIOR LAMPS Forward Lamp In-Line Connector for Exterior Lamp Flashing System (See Option 6J7 on Page 32)

IMPALA

IMPALA 9C3 UNDERCOVER POLICE PACKAGE - (CONTINUED)

EXTERIOR FEATURES

BODY PANELS	Two-Sided Galvanized Steel for All Exterior Body Panels (Except Roof Where Not Needed)
DEFOGGER	Electric, Rear Window
DOOR LOCKS	Power Non-Programmable (Automatic Door Locking and Unlocking Feature is Disabled), Child Safety Locks in Rear Doors, Driver Door Lock Cylinder; Trunk Keylock Cylinder (See Page 27); Lock Cylinders No Longer Available on Passenger Front Door
HEADLAMPS	Dual Halogen Composite, Includes Flash-to-Pass Feature and Automatic Lamp Control with Daytime Running Lights; (Also See Option 9G8 on Page 19 and Exterior Lamp Control on Page 32)
KEYLESS ENTRY	Includes Two Transmitters with Non-Functional Panic Button; The Keyless Entry System Used on the Police Impala Includes a Stealth Mode Feature. When the "Unlock" or "Lock" Button is Depressed, No Exterior Lighting or Audible Sounds are Activated; However, the Interior OEM Dome Lamp will Illuminate Unless Option 7Y6 - Dome and Courtesy Lamps Inoperative is Ordered; During Remote Start Feature Running Lights Will Remain Illuminated (Additional Transmitters See Option AMF on Page 19)
KEYS	Two Sided, Random Code, for Ignition, Driver Door and Trunk Only; Single Key Locking System to Operate Entire Fleet is Available (Fleet Coded Single Key – See Option 6E2 and 6E8 on Page 19)
LICENSE PLATE	Mounting Hardware Located in Glove Box; Front Bracket Standard in States Requiring Front License Plates; Others Must Order Option VK3
MIRRORS, REARVIEW	Body Color, Electric LH and RH Remote (Heater Mirrors - See Option DK2 on Page 19)
ONSTAR	Not Available with Police Package
PAINT	Base Coat/Clear Coat
WINDSHIELD WIPERS	Intermittent, Anti-Lift with Washer

CHASSIS FEATURES

ALTERNATOR	150-AMP; with Idle Boost (Transmission in Park or Neutral) Controlled by Battery Energy Level Sensing
BATTERY	720 CCA with Battery Rundown Protection; Automatically Shuts Off Courtesy Lights (Reading/Map Lights, Trunk and Glove Box Lights) to Protect the Battery; Lights are Automatically Turned Off After 20 Minutes if They are Left On and the Ignition is in the "Off" Position (Does Not Protect Customer Installed Equipment)
BODY	Heavy Duty Reinforced Body Components
BRAKES	4-Wheel Anti-Lock Disc Brakes with Police Calibration and Heavy Duty Front Brake Pads
COOLING	Heavy-Duty (High Capacity) with 225-Watt Fans and Extended Life Coolant; Coolant Hoses are EPDM (Ethylene-Propylene-Diene-Monomer) Rubber; Silicone Hoses are Not Required
CHASSIS LUBRICATION	Lubed-for-Life Chassis
ENGINE	3900 Series SFI V6 Flex-Fuel (Gas or E85 Ethanol); Includes Wide Open Throttle Air Conditioning Cut Off; (When Overhead Lights, Spotlights, Radio Antennas, Sirens, and Other Emergency Equipment are Installed, Overall Performance May be Somewhat Lower)
EXHAUST SYSTEM	Stainless Steel, Single with Dual Outlets
FUEL TANK CAPACITY	17 Gallon (64 Liters)
OIL COOLERS	Engine, Transmission and Power Steering Oil Cooler: External Air-to-Oil, Fin Type (See Page 26)
RADIO SUPPRESSION	Extended Life - Iridium Tip Spark Plugs and Wires That are Designed to Reduce Radio Frequency Noise Levels Which May Affect Communications Equipment Including Operating Frequencies in the 38-MHz to 58-MHz Range. The Impala is Designed with Unibody Construction and Multiple Grounding Points are Provided for the Vehicle Electrical System. No Additional Ground Straps are Added for the Police Package
STARTER INTERRUPT	Prevents Starter from Engaging While the Engine Is Running
STEERING	Power, Rack-and-Pinion
STRUTS, FRONT	Heavy Duty
SUSPENSION	4-Wheel Independent, Firm Ride and Handling with Increased Ride Height Springs, Heavy Duty Front and Rear Stabilizer Bars
TIRES	P225/60R16 SBR Blackwall, "V" Rated with Compact Spare (Full Size Spare is Available See Option N81 on Page 31)
TIRE PRESSURE MONITOR	CHECK TIRE PRESSURE Will Show on Driver Message Center (See Page 27 for Description)
TRANSMISSION	Heavy-Duty 4T65E 4-Speed Automatic Electronically-Controlled Transmission Provides Protection Against Over-Revving the Engine in Low Gear and a Mechanical Low Gear Blockout is Not Required; If a Driver Manually Selects LOW Gear and Fails to Manually Upshift to HIGH Gear, the Powertrain Control Module Automatically Protects the Drivetrain (Traction Control is Not Available on Police Package)
WHEELS	16" x 6.5" Heavy-Duty Steel
WHEEL COVERS	Full-Size Plastic Wheel Covers

IMPALA

9C3 POLICE PACKAGES - (CONTINUED)

POWERTRAIN

ENGINE				TRANSMISSION		AXLE	
OPTION CODE	TYPE	DISPLACEMENT LITERS/CU. IN.	FUEL SYSTEM	OPTION CODE	TYPE	OPTION CODE	RATIO
LGD	V6	3.9/238	Flex-Fuel (Gas or E85 Ethanol)	MXO	4T65E 4-Speed Auto w/OD	FR9	3.29

EMISSIONS - MUST BE SPECIFIED

FE9	Emissions, Federal Requirements
YF5	Emissions, California State Requirements
NE1	Emissions, Connecticut, Maine, Massachusetts, New Jersey, New York, Oregon, Pennsylvania, Rhode Island, Vermont and Washington State Requirements
NB8	Emissions Override, California, Connecticut, Massachusetts, New Jersey, New York, Oregon, Pennsylvania, Rhode Island or Washington (For Vehicles Ordered by Dealers in States of California, Connecticut, Massachusetts, New Jersey, New York, Oregon, Pennsylvania, Rhode Island or Washington with Federal Emissions) Requires (FE9) Federal Emissions Requirements. Not Available in Maine or Vermont.
NC7	Emissions Override, Federal (For Vehicles Ordered by Dealers in Federal Emissions States with California, Connecticut, Maine, Massachusetts, New York, Pennsylvania, Rhode Island or Vermont Emissions; May Also be Used by Dealers in States of California, Connecticut, Maine, Massachusetts, New York, Pennsylvania, Rhode Island or Vermont to Order Different State-Specific Emissions) Requires (YF5) California State Emissions Requirements or (NE1) Connecticut, Maine, Massachusetts, New York, Pennsylvania, Rhode Island or Vermont State Emissions Requirements.

TIRES: SPEED RATED







MANUFACTURER	QUANTITY	SIZE	SPEED RATING	TYPE
Pirelli	4	P225/60R16 SBR Blackwall	V	AL3

NOTE: Compact Spare is Standard (Full Size Spare is Available See Option N81 on Page 31)
Due to Specific Requirements for Performance, Durability and Safety, GM Recommends Only the Original Equipment Tire for Replacement

SEATS AND INTERIOR TRIM

	SEAT OPTIONS	EBONY
STANDARD Cloth Front 40/20/40 Split Bench and Cloth Rear Full Bench	AM6	19C

AVAILABLE EXTERIOR COLORS

							
Silver Ice Metallic	Imperial Blue Metallic	Black	Summit White NEW	Gold Mist Metallic	Cyber Gray Metallic NEW	Aqua Blue Metallic NEW	Victory Red

NOTE: For Special Paint See Page 20 Actual Colors May Vary

IMPALA

OPTIONS AVAILABLE WITH IMPALA 9C1 AND 9C3 POLICE PACKAGES

6A3	COVERING - Heavy-Duty Vinyl Replaces Production Carpeting (Carpeted Mats N/A)
K05	HEATER - Engine Block
9G8	DELETE DAYTIME RUNNING LIGHTS AND AUTOMATIC HEADLIGHTS
AMF	KEYLESS ENTRY TRANSMITTERS - Fleet-Package Includes 6 Additional Transmitters (Not Programmed, See Owner's Manual) NOTE: Vehicle Specific, Common Fleet Frequency Not Available
6E2	KEYS COMMON, COMPLETE VEHICLE FLEET - Provides a Single Key with a Specific Code That is Common to the Door Locks and Ignition of All the Vehicles in the Vehicle Fleet; Key Code is an Alternate to SEO 6E8 Key Common, Complete Vehicle Fleet; Not Compatible with 2005 and Earlier Impalas and 2006 and Earlier Tahoes
6E8	KEYS COMMON, COMPLETE VEHICLE FLEET - Provides a Single Key with a Specific Code That is Common to the Door Locks and Ignition of All the Vehicles in the Vehicle Fleet; Key Code is an Alternate to SEO 6E2 Key Common, Complete Vehicle Fleet; Not Compatible with 2005 and Earlier Impalas and 2006 and Earlier Tahoes
7Y6	LAMP - Inoperative Dome and Courtesy Lamps
B34	MATS - Carpeted Front and Rear (N/A with 6A3)
DK2	MIRRORS - Heated Outside Rearview, Power, Body Color
AP9	NET - Cargo Restraint in Trunk
B86	MOLDINGS BODY SIDE - Body-Color (Installed on all 4 Doors)
D81	REAR SPOILER
AP3	REMOTE VEHICLE STARTER SYSTEM - Includes Remote Keyless Entry
N81	SPARE TIRE - Full-Size
UA6	THEFT DETERRENT SYSTEM - Requires AP3 Remote Start, Unauthorized Entry Sounds Horn and Lights Flash
A98	TRUNK RELEASE - Ignition Controlled
6J7	FLASHER SYSTEM, HEADLAMP & TAIL LAMP - DRL Compatible, Headlamp Flasher Module with Control Wire and Body Control Module Rear Lamp Flashing
6B2	HANDLES - Rear Door Inoperative (Doors Can be Opened Only From Outside)
6B7	HOLE IN ROOF - On Center Line Requires 6F5 Wiring (N/A with 6J5 Hole)
6J5	HOLE IN ROOF - On Passenger Side Requires 6F5 Wiring (N/A with 6B7 Hole)
6C7	LAMP - Front Auxiliary Dome
6J6	LAMPS - Rear Window Auxiliary Stop/Turn Signals
T53	LAMPS - Alternate Flashing Trunk Lid Warning
VK3	LICENSE PLATE BRACKET - Front (Bracket Standard for States Requiring Front License Plate)
6N6	LOCKS - Rear Door Inoperative
7X6	SPOTLAMP - Left Hand, Separately Fused
7X7	SPOTLAMPS - Left and Right Hand, Separately Fused
7X8	SPOTLAMP PROVISION - Left Hand
7X9	SPOTLAMP PROVISION - Left and Right Hand
6N5	REAR WINDOW SWITCHES INOPERATIVE - Rear Windows Only Operate from Driver's Position
WX7	WIRING - For Customer Connection to Front Door Speakers
6J3	WIRING - For Grille Lamps and Speaker
6C8	WIRING - Coaxial Radio Antenna Cable - RG58 Roof to Trunk
6J4	WIRING - For Horn/Siren Circuit, In-line Connection for Customer Furnished Switch
6F5	WIRING - Roof Wires (Requires 6B7 or 6J5 Hole in Roof, 2 Number 10 AWG Wires Only)

For a Detailed Description of Special Equipment Options, See Pages 29-33.

Note: Ship-Through Charge is Included as Part of Base MSRP.

Note: Turn-Key Packages Available Only Through Your Chevrolet Dealer

- Direct Purchase Equipment is Available Through Dealer Direct Order and Purchase From Kerr Industries (905) 725-6561
- Warranty Claims for Direct Purchase Equipment Must be Directed Through Kerr Industries

IMPALA

SPECIAL PAINT AVAILABLE WITH IMPALA 9C1 AND 9C3 POLICE PACKAGE

To accommodate customers who require special painted vehicles, orders will be sent to Kerr Industries who will special paint the cars once they are built. Please note: **This ordering process is substantially different from the way special paint is ordered on other vehicle lines and requires an additional charge. See your local dealer for current pricing.**

It is recommended that the customer review the first vehicle painted when special paint is ordered however it is not mandatory. If the customer chooses not to review a pilot vehicle Kerr industries will require sign off by customer before the vehicle will be released.

Customer and dealer costs associated with accommodations and travel for in person review of special paint are the responsibility of the dealer.

TO ORDER SPECIAL PAINT

- RPO White (50U) or RPO Black (41U) Must be Ordered
- The 4-Digit Special Paint Code in Paint Code 1/Paint Code 2 Fields will be Replaced by Options Denoting Code 1 and Code 2 Colors
- Paint Scheme Codes will be Replaced by Options
- Solid Color Option is AAS
- 2-Tone Color Option is AAT
- When Special Paint Schemes are Ordered Only Class A Surfaces will be Painted; Mirrors and Handles are NOT Painted. For Additional Costs to Have the Handles and Mirrors Painted Please Contact Kerr Industries at 905-725-6561.
- It is Recommended That All Vehicles be Ordered in Black (41U) Before Special Paint is Applied.
- For Paint Colors Not Listed in this Brochure Please Contact Kerr Industries Directly at 905-725-6561

Example for Ordering Special Paint:

If a Dealer Wants a Silver and Blue Car with Scheme W002, Order 50U or 41U (White or Black RPO Paint), Options BEP (Code 1 Blue), BFR (Code 2 Silver), 1PB (Paint Scheme W002) and AAT (2-Tone Paint)

SPECIAL PAINT WARRANTY

- Warranty Claims for Special Paints Must be Directed to Kerr Industries at 905-725-6561

AFTER YOU HAVE ORDERED SPECIAL PAINT

- After the Vehicles Have Been Ordered for Special Paint Kerr Industries will Contact the Dealer Directly Regarding Colors and Verification of the Scheme. Once Verified a Special Paint Build Sheet will be Sent to the Dealer for Final Confirmation. This Sheet will Need to be Signed by the Dealer and Returned to Kerr Industries Before Painting will Commence.

Note: The Attached List of Paint Options Contain the Same WA Numbers in the Code 1 and Code 2 Columns. It is Extremely Important that the Dealer Order the Correct Code 1 and Code 2 Options so the Upfitter Knows How to Paint the Vehicles.

For paint colors not listed please contact Kerr Industries directly at 905-725-6561

IMPALA

SPECIAL PAINT AVAILABLE WITH IMPALA 9C1 AND 9C3 POLICE PACKAGE

WA#	COLOR DESCRIPTION	OPTIONS	
		CODE 1	CODE 2
121A	Adriatic Blue	BEA	BFE
311B	Olive	BEB	BFF
5236	Neutral	BEC	BFG
5665	Blue	BED	BFH
5845	Beige	BEE	BFI
7159	Blue	BEF	BFJ
7801	Brown	BEG	BFK
7868	Blue	BEH	BFL
7964	Green	BEI	BFM
8380	Blue	BEJ	BFN
8401	Yellow	BEK	BFO
8431	Rose Metallic	BEL	BFP
8554	White	BFA	BGE
8555	Black	BEM	BFQ
9021	Silver	BEN	BFR
9403	Tan	BEO	BFS
7889	Blue	BEP	BFT
5120	Blue	BEQ	BFU
5322	Driftwood	BER	BFV
5749	Gold	BES	BFW
7153	Blue	BET	BFX
7262	Brown	BEU	BFY
7840	Silver	BEV	BFZ
7888	Blue	BEW	BGA
7999	Blue	BEX	BGB
8381	Gray	BEY	BGC
8412	Green	BEZ	BGD
8743	Blue Black	BFB	BGF
8624	Summit White (50U)	-	-
9382	Blue	BFC	BGG

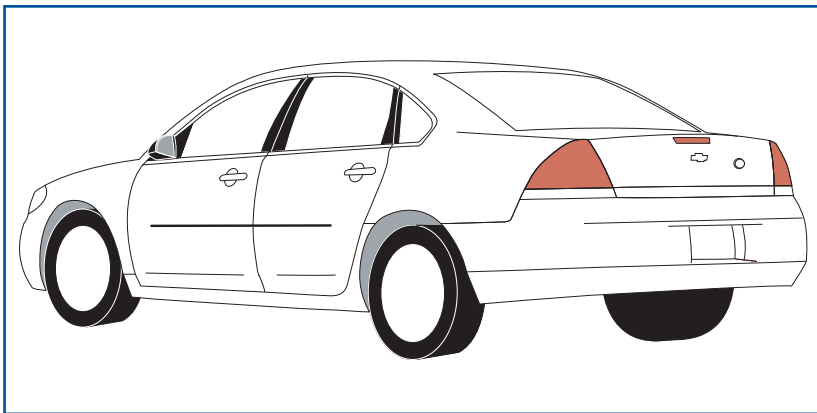

ACTUAL COLOR MAY VARY

For paint colors not listed please contact Kerr Industries directly at 905-725-6561

IMPALA

IMPALA 9C1 AND 9C3 PAINT SCHEMES

SEO COLOR SCHEME #W001
OPTION CODE 1PA

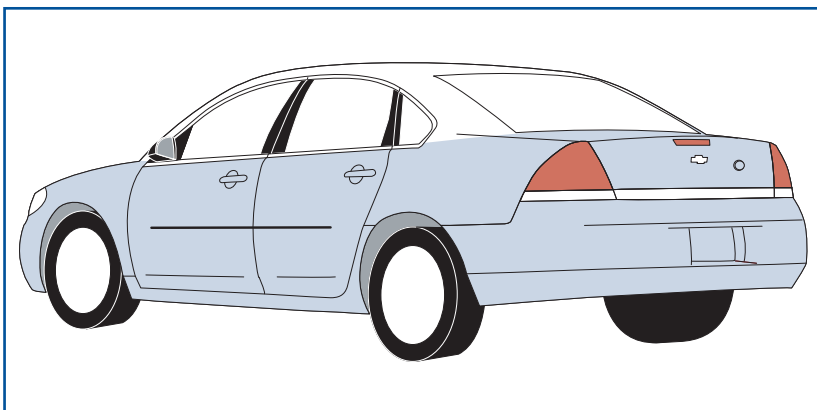



PAINT
LEGEND:

CODE 1

CODE 2

SEO COLOR SCHEME #W002
OPTION CODE 1PB




PAINT
LEGEND:

CODE 1

CODE 2

IMPALA


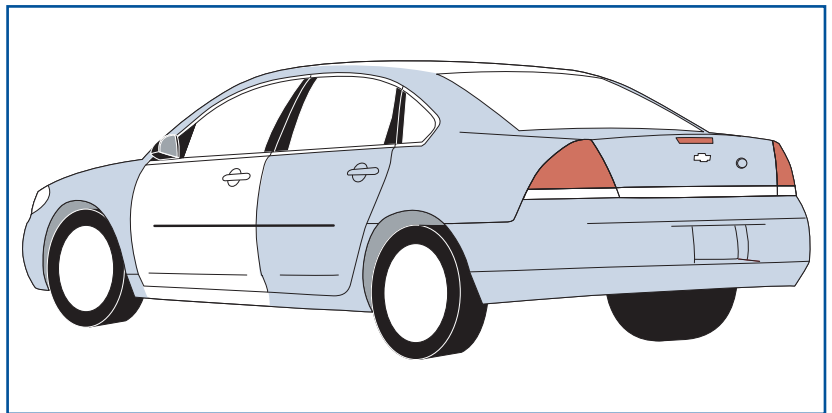
IMPALA 9C1 AND 9C3 PAINT SCHEMES



SEO COLOR SCHEME #W003
OPTION CODE 1PC

PAINT
LEGEND:

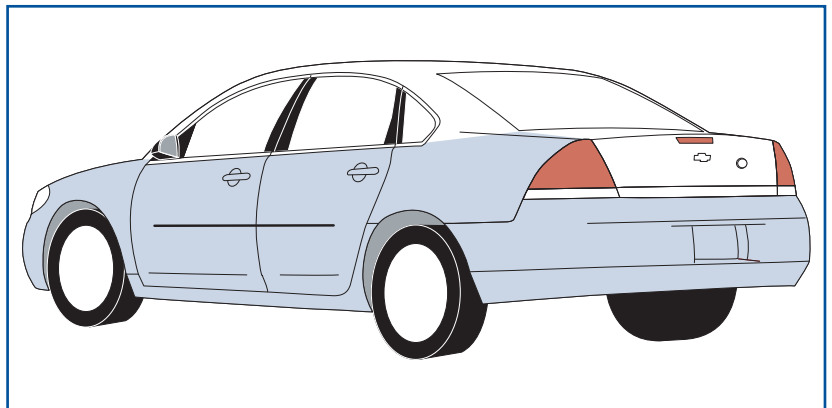
CODE 1 
CODE 2 



SEO COLOR SCHEME #W006
OPTION CODE 1PF

PAINT
LEGEND:

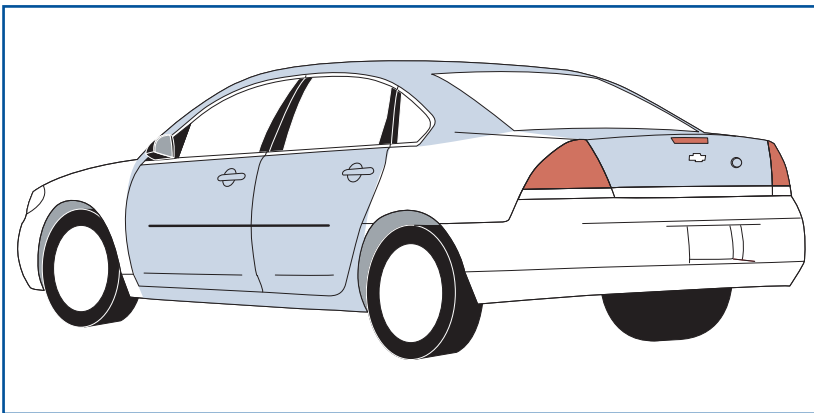

CODE 1 
CODE 2 



IMPALA


IMPALA 9C1 AND 9C3 PAINT SCHEMES

SEO COLOR SCHEME #W008
OPTION CODE 1PH



PAINT
LEGEND:

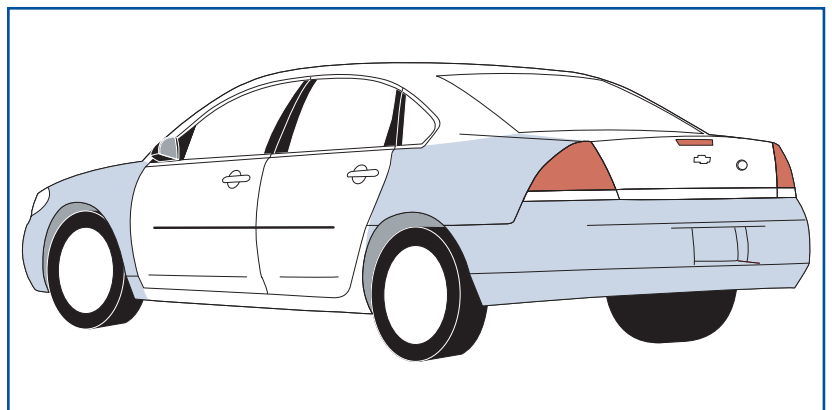
CODE 1 
CODE 2 



SEO COLOR SCHEME #W009
OPTION CODE 1PI


PAINT
LEGEND:

CODE 1 
CODE 2 



IMPALA

IMPALA 9C1 AND 9C3 PAINT SCHEMES



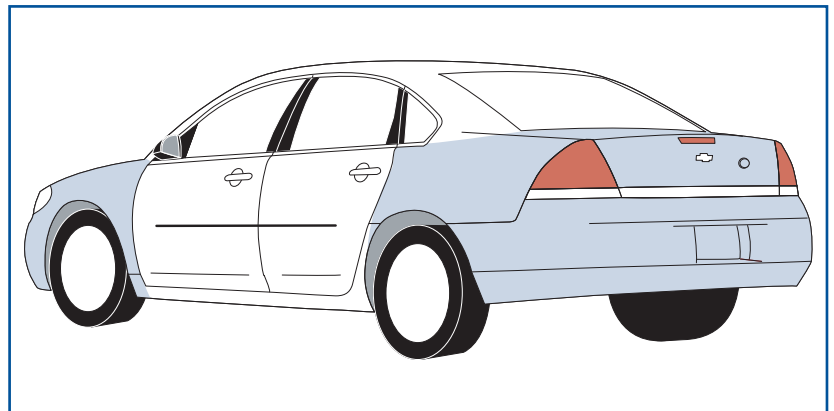
SEO COLOR SCHEME #W012
OPTION CODE 1PL

PAINT
LEGEND:

CODE 1



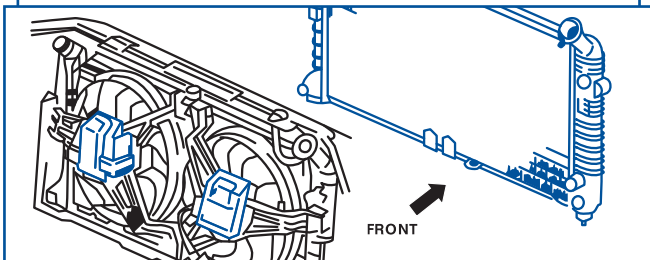
CODE 2



IMPALA

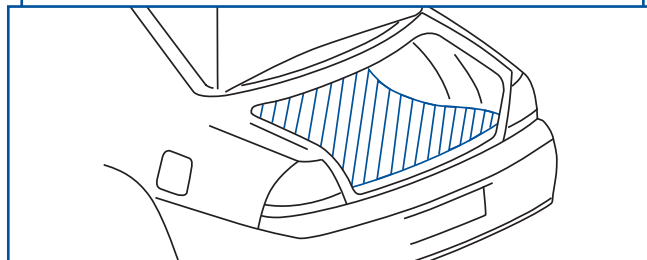
DESCRIPTION OF SPECIAL EQUIPMENT - STANDARD IMPALA 9C1 AND 9C3 POLICE PACKAGE

COOLING SYSTEM - HEAVY-DUTY



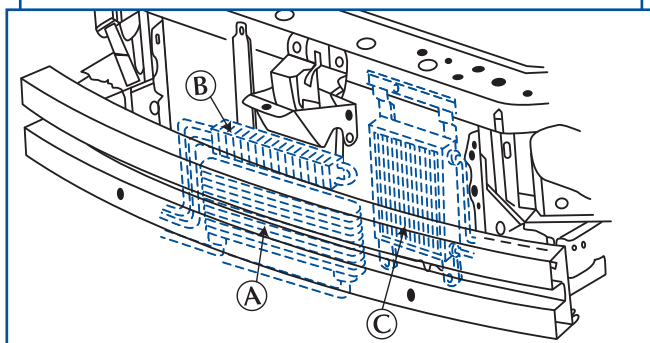
High capacity radiator replaces standard radiator and 225-Watt fan replaces 160-Watt right fan. Left fan is 225-Watts.

MAT - TRUNK



Heavy-duty mat covers floor.

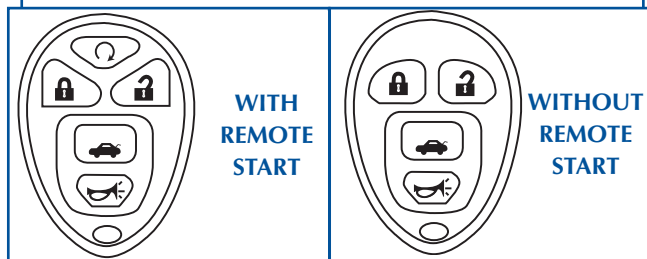
AUXILIARY COOLING SYSTEMS



Three auxiliary fin-type air-to-oil coolers are mounted in front of the engine coolant radiator. The engine oil and power steering fluid coolers are mounted on a common frame to the right of center. The transmission fluid cooler is mounted separately to the left of center and is connected in series with the coolant radiator end-tank cooler.

A- ENGINE OIL COOLER
B- POWER STEERING COOLER
C- TRANSMISSION FLUID COOLER

REMOTE KEYLESS ENTRY



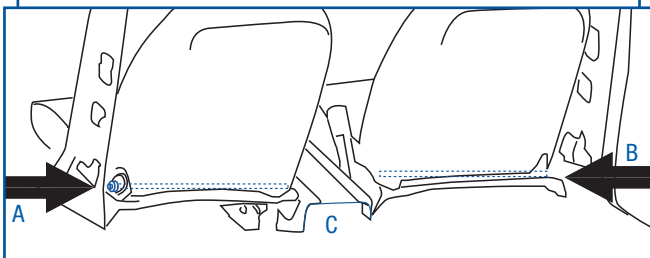
RELEARN REMOTE KEY

To access this DIC display, the vehicle must be in PARK (P). This display allows you to match the remote keyless entry transmitter to your vehicle. To match a remote keyless entry transmitter to your vehicle, do the following:

1. Press the vehicle information button until PRESS TO RELEARN REMOTE KEY displays.
2. Press the set/reset button. The message REMOTE KEY LEARNING ACTIVE will display.
3. Press and hold the lock and unlock buttons on the first transmitter at the same time for approximately 15 seconds. A chime will sound indicating that the transmitter is matched.
4. To match additional transmitters at this time, repeat Step 3. Each vehicle can have a maximum of eight transmitters matched to it.
5. To exit the programming mode, you must cycle the key to OFF.

Note: See Owner's Manual

STRENGTHENED FRONT SEAT

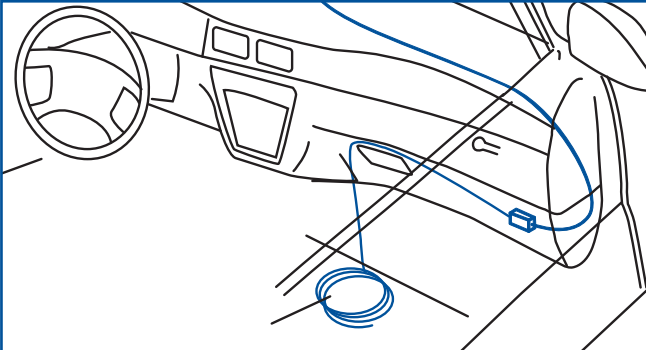


Seat bottom frame structural tubes - A, B
Center floor tunnel-mounted crush box - C
Note: Do Not Remove the Crush Box for Aftermarket Equipment Installation

IMPALA

DESCRIPTION OF SPECIAL EQUIPMENT - STANDARD IMPALA 9C1 AND 9C3 POLICE PACKAGE - (CONTINUED)

WIRING - IGNITION AND MAIN POWER SUPPLY

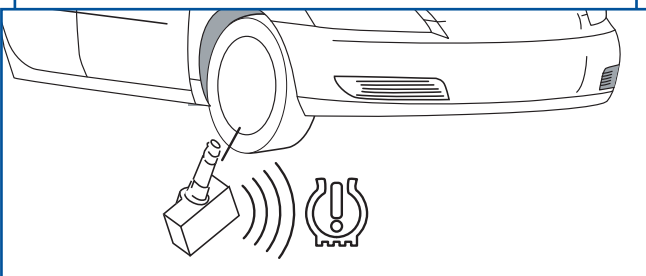


Battery power is supplied through two fusible links, one 50-AMP and one 65-amp, to three circuit breakers and two control relays located in the control center above the accelerator pedal. A 50-amp circuit breaker feeds power directly from the 50-AMP fusible link through a 10-gauge blunt cut wire. Two 30-AMP circuit breakers supply power from the 65-AMP fusible link through the contacts of the control relays to 12-gauge blunt cut wires. The blunt cut leads are part of a 5-foot coil on the floor under the instrument panel. Each relay is to be operated by an 18-gauge control lead included in the 5-foot coil under the instrument panel. An 8-gauge system ground lead is also provided in the 5-foot coil. The total current available through the 12-Volt power supply is 110-amperes.

Two blunt cut wires provide ignition controlled power; one is hot when the ignition is in Accessory and On; the second is hot when the ignition is in START and ON.

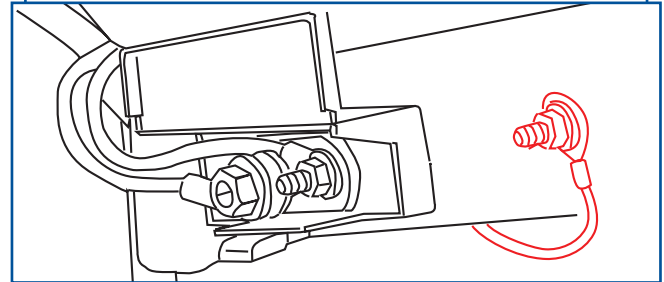
A third blunt cut wire from the body control module provides a Park-Enable signal. When the transmission is in PARK, zero Volts (not ground) are present and 12-Volts are present when the transmission is in any other position. The circuit is designed to operate a single customer-furnished relay. A fourth blunt cut wire provides the Vehicle Speed Signal (VSS).

TIRE PRESSURE MONITOR



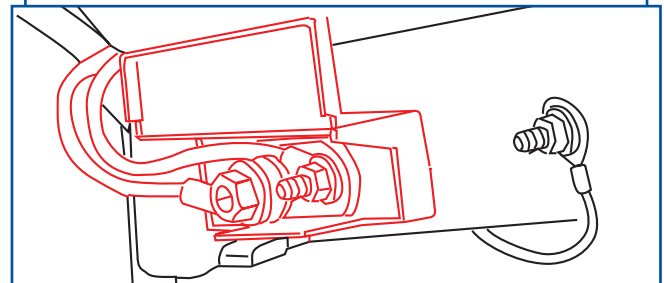
Your vehicle is equipped with a Tire Pressure Monitor (TPM) System which warns of low tire pressure. Your Impala Police Package may be equipped with a full size spare tire (See Page 31) The full size spare tire has a sensor but is not programmed to read the spare tire pressure. When the full size spare tire from your vehicle or spare tire from another Police Package is placed in use as a road wheel, the system will NOT read the presence of the new TPM sensor and must be calibrated. Refer to your Owner's Manual for additional information on the Tire Pressure Monitor and Sensor Programming. The space saver spare tire does not have a tire pressure monitor.

GROUND STUD - REAR COMPARTMENT



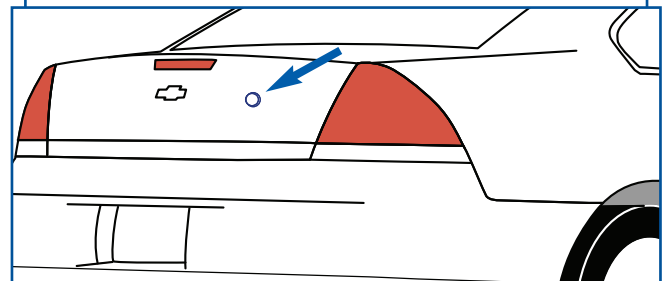
This feature provides a 10mm ground stud located in the trunk on the right side just above the Trunk Auxiliary Battery Power Junction Block. A 10mm flanged hex nut grounds the 10mm stud bolt to the vehicle and is torqued to 26 lb-ft (35N-M). A plain 10mm hex nut is provided for customer ground termination. Recommended torque for this second nut is 7 lb-ft (10N-M) plus or minus 1 lb-ft (2N-M).

AUXILIARY POWER OUTLET - 100-AMP



An auxiliary battery power junction block is mounted in the trunk on the right side support strut rearward of the wheelhouse. The auxiliary junction block has a split buss with two terminals which are electrically separated. Two 50-AMP fusible links at the battery protect the junction block 8-gauge body wiring. Maximum combined capacity of the two circuits is 100-AMPS.

KEYLOCK CYLINDER - TRUNK LID



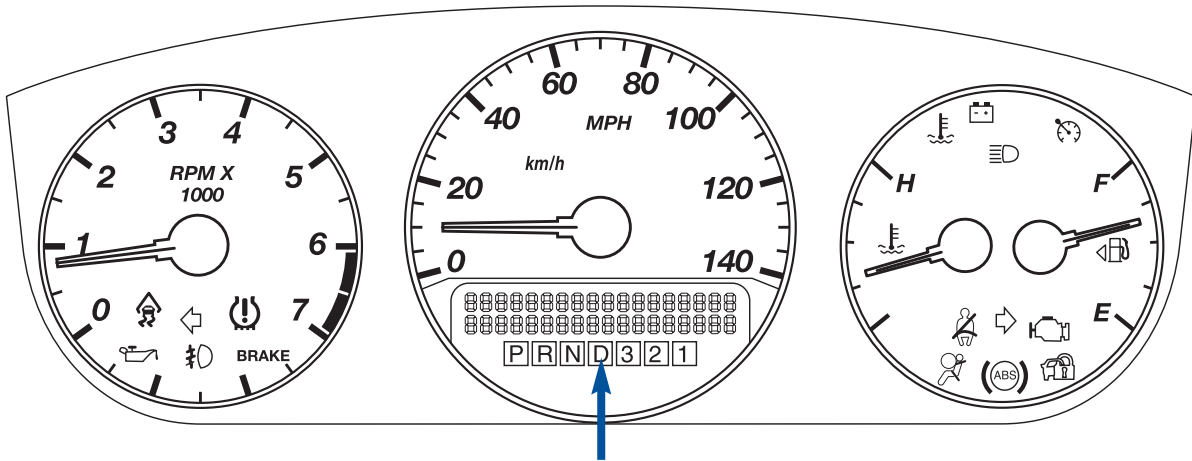
If your vehicle is equipped with the theft deterrent system (Option UA6), an audible alarm will occur when the key is used to open the trunk instead of the Remote Keyless Entry (key fob). See your dealer/retailer to disable the audible alarm.

Note: Wiring Diagrams for These Options are Shown in the Police Package Owner's Manual Supplement (Shipped in Glove Box)

IMPALA

DESCRIPTION OF SPECIAL EQUIPMENT - STANDARD IMPALA 9C1 AND 9C3 POLICE PACKAGE - (CONTINUED)

UNITED STATES CERTIFIED SPEEDOMETER/CLUSTER (CANADIAN SIMILAR)



DRIVER INFORMATION MESSAGE CENTER

¹ AUTOMATIC LIGHT CONTROL ON	RIGHT REAR DOOR OPEN
¹ AUTOMATIC LIGHT CONTROL OFF	SERVICE A/C SYSTEM
BATTERY SAVER ACTIVE	SERVICE AIR BAG
² CERTIFIED SPEEDOMETER	SERVICE BATTERY CHARGING SYSTEM
CHANGE ENGINE OIL SOON	SERVICE BRAKE SYSTEM
CHECK TIRE PRESSURE	SERVICE POWER STEERING
³ DIGITAL MPH READOUT	SERVICE THEFT SYSTEM
DRIVER DOOR OPEN	SERVICE TIRE MONITOR SYSTEM
ENGINE HOT TURN A/C OFF	SERVICE TRANSMISSION
ENGINE OVERHEATED IDLE ENGINE	SERVICE VEHICLE SOON
ENGINE OVERHEATED STOP ENGINE	STARTING DISABLED SERVICE THROTTLE
ENGINE POWER IS REDUCED	¹ THEFT ATTEMPTED
FUEL LEVEL LOW	TIGHTEN GAS CAP
HOOD OPEN	TIRE LEARNING ACTIVE
LEFT REAR DOOR OPEN	TRANSMISSION HOT IDLE ENGINE
OIL PRESSURE LOW STOP ENGINE	TRUNK OPEN
PASSENGER DOOR OPEN	TURN SIGNAL ON
REMOTE KEY LEARNING ACTIVE	WASHER FLUID LOW ADD FLUID
REPLACE BATTERY IN REMOTE KEY	

Note: See Your Owner's Manual For Descriptions of the Driver Information Center Messages and Redundant Digital Speedometer Display Programming; When AP3 Remote Start is Ordered, Outside Temperature is Shown in Message Center

¹ Message May Not Be Displayed in Police Package

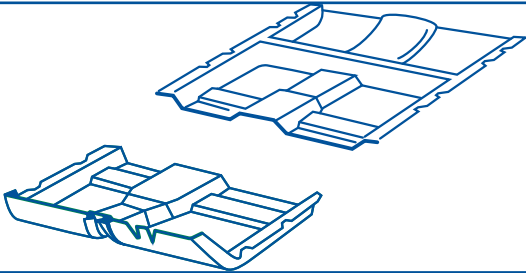
² Message Flashes at Engine Start

³ Can be Set as Default Condition

IMPALA

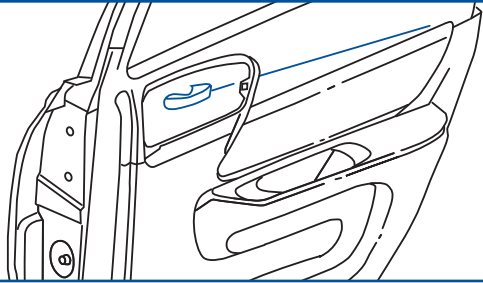
DESCRIPTION OF SPECIAL EQUIPMENT - OPTIONAL IMPALA 9C1 AND 9C3 POLICE PACKAGE - (CONTINUED)

6A3 COVERING - FLOOR



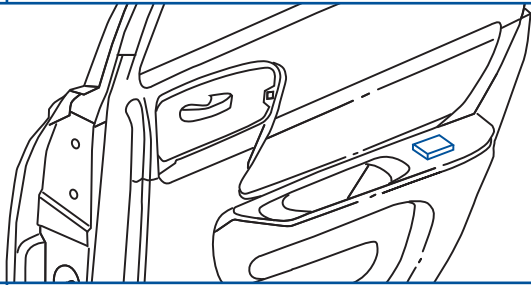
Black heavy-duty front and rear. Replaces production carpeting.

6N6 LOCKS - REAR DOOR INOPERATIVE



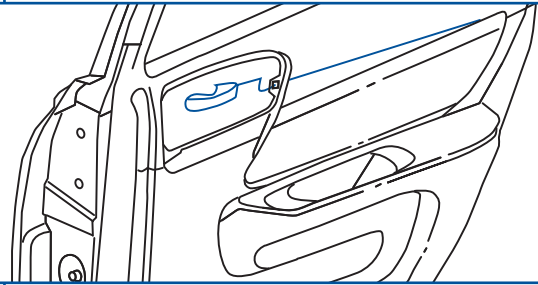
Rear door locking rods are disabled. Rear door locks are inoperative at rear doors, but operate from driver position. Remote rod is shipped in the glove box for future installation.

6N5 SWITCHES - REAR WINDOW INOPERATIVE



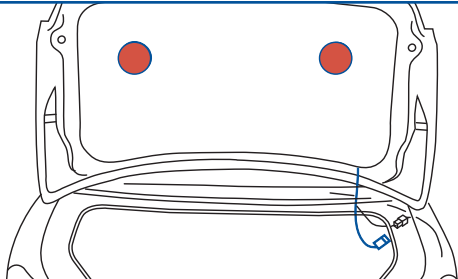
Rear door window switches are inoperative. Rear door power regulators are operable only from driver position switches.

6B2 HANDLES - REAR DOOR INOPERATIVE



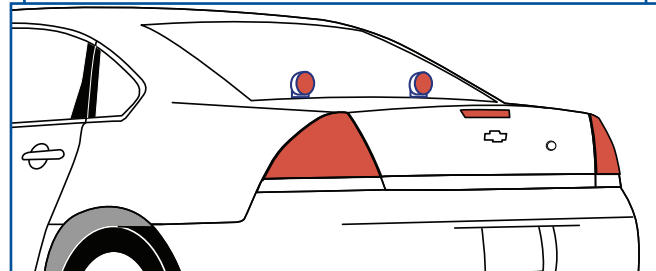
Inside rear door handles are disconnected. Rear doors can only be opened from the outside.

T53 LAMPS - TRUNK LID WARNING



Two 4-inch, red, single-faced lights mounted to the deck lid inner panel. Lights are activated by the deck lid ajar mechanical switch when deck lid is opened. Lights are wired to flash alternately through a flasher located at the upper right hand corner of the trunk opening.

6J6 LAMPS - REAR WINDOW

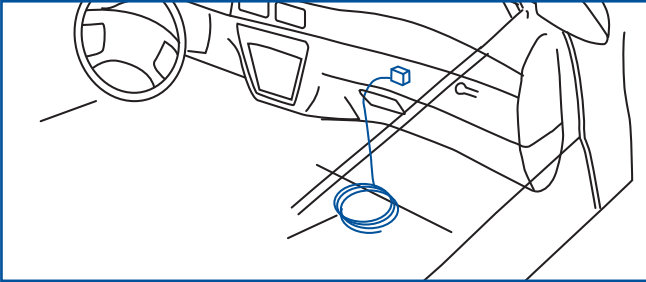


Two 4-inch, red, single-faced lights mounted behind rear seatback to be viewed through rear window. The turn signal circuits extend in loops coiled in the right front foot well for customer connection to control switching. These lights function as auxiliary turn signal, stop lamps and vehicle hazard flashers.

IMPALA


DESCRIPTION OF SPECIAL EQUIPMENT - OPTIONAL IMPALA 9C1 AND 9C3 POLICE PACKAGE - (CONTINUED)

WX7 WIRING - FRONT SPEAKERS



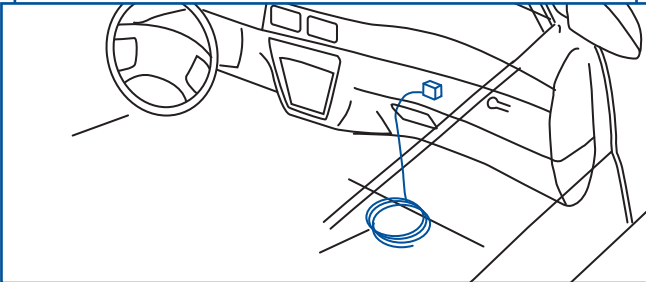
Approximately 60 inches of auxiliary speaker wire is run from the door-mounted speakers and coiled under the center of the instrument panel for customer connection to front speakers.

6C8 WIRING - COAXIAL RADIO ANTENNA CABLE



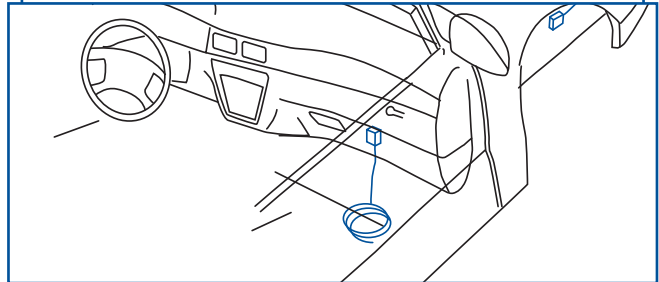
RG58 Coaxial Radio Antenna Cable routed from just rearward of the dome light location to trunk. Approximately 24 inches of extra cable is coiled between headliner and roof panel. A coil of sufficient length to reach either corner of the trunk is secured to the right inner wheelhouse. There is no hole in the roof panel.

6J4 WIRING - HORN/SIREN CIRCUIT



Two 16-gauge wires are connected to an in-line connector in the horn circuit of the instrument panel harness under the instrument panel. The end of this harness extension is terminated with an in-line connector in a 60-inch coil under the instrument panel. Connection to customer switching permits operation of the horn or siren with the horn button.

6J3 WIRING - GRILLE LAMPS, SPEAKER



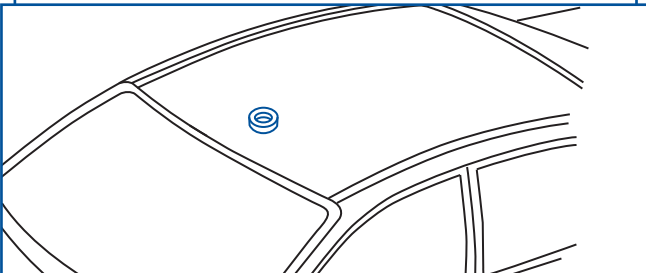
One 16-gauge wire to alternating signal flasher secured to the harness. 60 inches of extra wire from flasher is coiled under the instrument panel. Two 16-gauge wires are routed from flasher to an area behind grille. Two 16-gauge speaker lead wires routed from under the instrument panel to an area behind the grille. All 4 wires have 24 inches of extra wire in coil behind grille. Grille lamps and speaker are not included.

Note: Wiring Diagrams For These Options Are Shown In The Police Package Owner's Manual Supplement (Shipped in Glove Box).

IMPALA

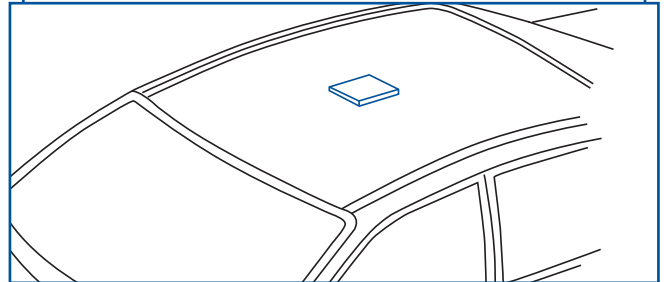
DESCRIPTION OF SPECIAL EQUIPMENT - OPTIONAL IMPALA 9C1 AND 9C3 POLICE PACKAGE - (CONTINUED)

6C7 LAMP - AUXILIARY DOME



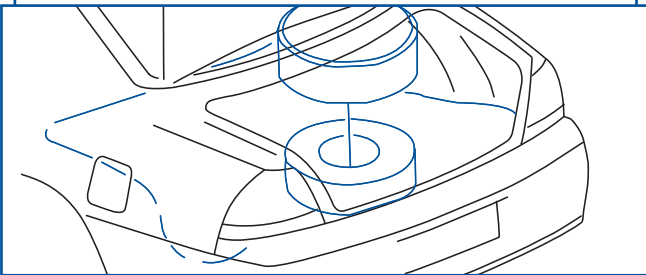
Auxiliary Dome Lamp located between visors with switch at base of lamp. Wired independently from standard dome light.

7Y6 LAMP - INOPERATIVE DOME



Dome and courtesy lamp will not operate when doors are opened. Dome lamp is controlled only by the instrument light dimmer on the instrument panel.

N81 FULL-SIZE SPARE



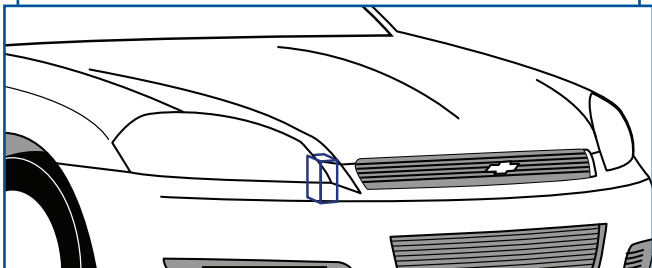
Cover is provided for spare tire and wheel. Full-size spare tire is mounted on top of the standard trunk trim covering the space saver spare tire tub. If full size spare tire is removed, tub is exposed. The full size spare tire includes a Tire Pressure Monitor (TPM) Sensor which must be programmed to the TPM System after the spare tire is installed. (See Page 27)

Note: Wiring Diagrams For These Are Options Shown In The Police Package Owner's Manual Supplement (Shipped in Glove Box).

IMPALA

DESCRIPTION OF SPECIAL EQUIPMENT - OPTIONAL IMPALA 9C1 AND 9C3 POLICE PACKAGE - (CONTINUED)

6J7 EXTERIOR LAMP EMERGENCY FLASHING SYSTEM, HEADLAMPS, TAIL LAMPS AND BACK-UP LIGHTS



HEADLAMPS

This option provides a headlamp high beam flashing module, rear lamps flashing and control wire for customer furnished ON - OFF switch, coiled in the right front foot well. The control lead may be combined with the interior wiring leads for option 6J3 when that option is ordered with option 6J7.

The headlamp flashing module is located at the right side front face of the upper radiator support. The headlamp flashing module is activated by application of 12-Volts to a dark green/red wire coiled in the right front footwell. When activated, the left and right high beams and the high beam instrument cluster telltale will flash alternately at 2.4 flashes per second.

During daylight conditions, the Daytime Running Lights (DRL) are automatically deactivated whenever the headlamp flasher module is activated; during nighttime conditions, the low beams are automatically ON while the high beams flash (unless option 9G8 is present). Activating the high beam switch will override the flashing mode and the high beams will operate continuously.

A 15-AMP fuse, protects the front flasher circuit and is located in the engine wiring harness junction block at the right side of the engine compartment.

TAIL LAMPS AND BACK-UP LAMPS

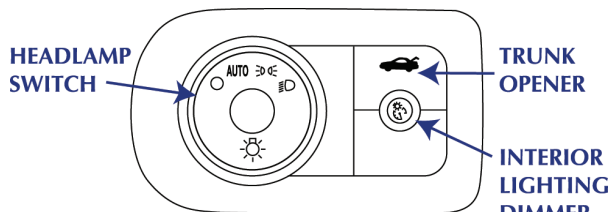
When the headlamp flashing module is activated the body control module will cause the left and right stop lamps to flash alternately with the backup lamps at a rate of 2.4 flashes per second. The center high-mounted stoplamp does NOT flash and operates only with application of the service brakes. During nighttime conditions, the rear tail lamps are automatically ON (unless option 9G8 is present). When 6J6 rear window auxiliary stop/turn signal lamps are ordered they will also flash with the stop lamps.

Activation of the headlamp and rear lamp flashing can be separated. Call Kerr Industries at 905-725-6561 for instructions.

EXTERIOR LAMP CONTROL

9G8 - Delete daytime running lights and automatic headlights. This option disables the daytime running lights and automatic headlamps control feature. Exterior lighting is manually controlled only.

Note: Option 9G8 not available in Canada



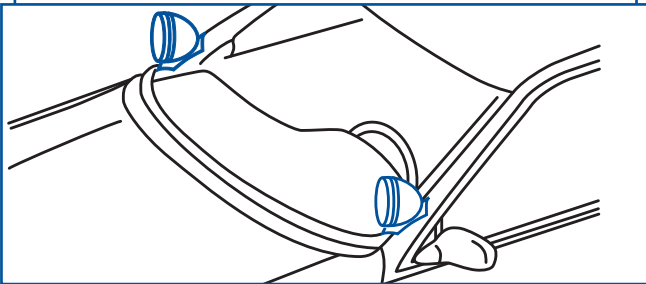
The headlamp control on the driver's side of the instrument panel operates the headlamps. If your Impala does not have Option 9G8, Daytime Running and Automatic Headlamp Delete, the Daytime Running Lamps and Auto Headlamps can be turned off for one ignition cycle by rotating the control knob momentarily counter-clockwise. See also Section 3 of your Impala Owner's Manual.

Notes: Wiring diagram are Shown in Police Package Owner's Manual Supplement (Shipped in Glove Box).

IMPALA

DESCRIPTION OF SPECIAL EQUIPMENT - OPTIONAL IMPALA 9C1 AND 9C3 POLICE PACKAGE - (CONTINUED)

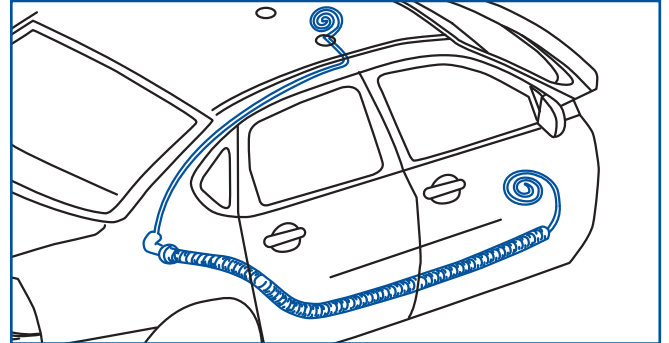
SPOTLAMPS AND SPOTLAMP PROVISIONS



- 7X6 Spotlamp Left Hand, pillar-mounted Unity, 6-inch with replaceable H3 halogen bulb; independently fused
- 7X7 Spotlamps Left- and Right-Hand, pillar-mounted Unity, 6-inch with replaceable H3 halogen bulb; independently fused
- 7X8 Spotlamp Provision Left-Hand provision for customer installed spotlamp includes hole through pillar, mounting bracket and accessible power connector
- 7X9 Spotlamp Provision Left- and Right-Hand includes same components as option 7X8

Note: Lamp fuses are located in the engine compartment electrical center.


6F5 WIRING - ROOF



This is a universal roof wiring harness for roof-mounted equipment. Two 10-gauge blunt cut wires are color coded with 3-feet of extra wire coiled under the instrument panel and 2-feet coiled outside the roof. Roof wiring is extended through roof hole, secured and sealed with a rubber grommet.

When 6J5 right side hole is ordered, the wires extend through the roof on the right side. When 6B7 center hole is ordered, the wires extend through the roof, at the center line.

HOLE IN ROOF PANEL



- 6B7 Hole is drilled near center line of roof panel approximately 29 inches rearward of windshield opening
- 6J5 Hole is drilled on passenger side of roof panel approximately 29 inches rearward of windshield opening and approximately 6 inches inboard from passenger side door

Note: Only one roof hole location may be ordered. SEO 6F5 roof wiring is required when SEO 6B7 or SEO 6J5 are ordered.

Note: Wiring Diagram is Shown in Police Package Owner's Manual Supplement (Shipped in Glove Box).

IMPALA

IMPALA 9C1 AND 9C3 POLICE PACKAGE SPECIFICATIONS

GENERAL

Model	1WS19
Drive	2-Wheel Front

EXTERIOR (in/mm)

Wheelbase	110.5/2807
Overall Length	200.4/5090
Overall Width	72.9/1852
Overall Height	58.7/1491
Front Track Width	62.4/1585
Rear Track Width	61.5/1562
Turning Diameter Curb to Curb (ft./m)	38.0/11.6
Ground Clearance (Engine Cradle)	7.1/180

FRONT COMPARTMENT (in/mm)

Head Room	39.4/1001
Shoulder Room	58.7/1491
Hip Room	56.4/1433
Leg Room (Maximum)	42.3/1074

REAR COMPARTMENT (in/mm)

Head Room	37.8/960
Shoulder Room	58.6/1488
Hip Room	57.2/1453
Leg Room (Minimum)	37.6/955

LUGGAGE COMPARTMENT CAPACITY (cu ft./liters)

Luggage Capacity (with Space Saver)	18.6/526
EPA Passenger Compartment Volume Index	104.5/2959

FUEL ECONOMY RATINGS CITY/HIGHWAY/COMBINED

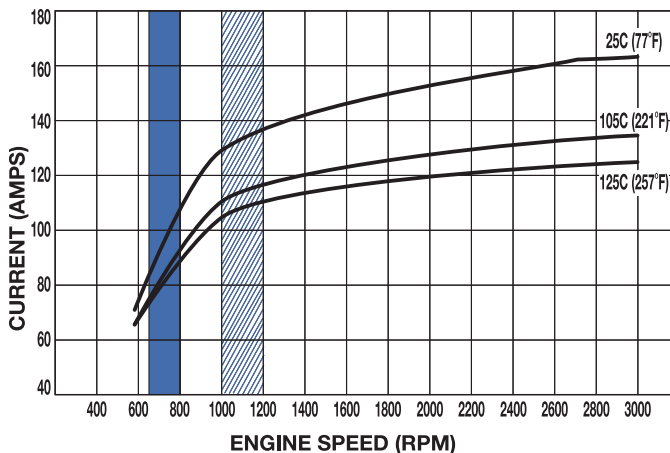
3.9L	17/24/20
------	----------

EPA Label Values, Actual Mileage will Vary with Options, Driving Conditions, Driving Habits and Vehicle Condition.

ALTERNATOR

Type	DENSO SC2
AMPs	25°C (77°F) 150

IMPALA POLICE ALTERNATOR OUTPUT



- COMPUTER CONTROLLED IDLE SPEED RANGE (650-800 RPM)
- COMPUTER CONTROLLED IDLE BOOST RANGE WITH TRANSMISSION IN PARK (1000-1200 RPM BASED ON BATTERY ENERGY LEVEL)

ENGINE

Type	V6
Displacement: liters/cu. in.	3.9/238
Horsepower/RPM	230@5700
Torque lb. ft./RPM	235@3200
Induction System	SFI
Compression Ratio	9.8:1
Exhaust	Single with Dual Outlets
Minimum Recommended Fuel Octane	87
Fuel Tank Capacity (gallons/liters)	17/64.0

TRANSMISSION

Automatic, Electronically-Controlled with Overdrive	4-Speed
---	---------

AXLE

Ratio	3.29
-------	------

BRAKES

ABS with Vacuum Boost	Disc/Disc
Front - Swept Area (sq. in./sq. cm)	235.4/1518
Rear - Swept Area (sq. in./sq. cm)	160.3/1034
Total Front and Rear Swept Area (sq. in./sq. cm)	395.7/2552
Front Rotor Diameter (in./mm)	11.9/302
Rear Rotor Diameter (in./mm)	10.9/277
Front Rotor Thickness (in./mm)	1.26/32
Rear Rotor Thickness (in./mm)	.5/13

TIRES

Type	"V" Speed Rated
Size	P225/60R16

WHEELS

Type	Steel
Size	16" x 6.5"

CHASSIS

Frame	Unitized Body
Engine Cradle	Aluminum
Front Suspension	Independent MacPherson Strut, Coil Spring Over Strut & Stabilizer Bar
Rear Suspension	Independent Tri-Link MacPherson Strut, Coil Spring Over Strut & Stabilizer Bar
Steering Type	Power Rack & Pinion
Steering Ratio (Center/Stop)	14.1:1

BATTERY

Type	Maintenance Free
BCI Group Size	34
Volts	12
AMP Hour Rating	70
Cold Cranking AMPS @ 0°F (-18°C)	720
Reserve Capacity @ 80°F (27°C)	125