

EXPRESS VAN

Prisoner Transport Vehicle



Changes for 2010



New Features

- (AP3) Remote vehicle starter system, includes Remote Keyless Entry, 2 transmitters that have a remote panic button
- (L96) Engine, Vortec 6.0L V8 SFI (FlexFuel)
- (MYD) Transmission, 6-speed automatic, heavy-duty, electronically controlled with overdrive and tow/haul mode and internal transmission oil cooler
- (GU6) 3.42 Rear Axle
- (GGZ) Sheer Silver Metallic

Deletions

- (Z4G) Mobility Package, for lowered floor conversion
- (LY6) Engine, Vortec 6.0L V8 SFI
- (MT1) Transmission, 4-speed automatic, heavy-duty, electronically controlled with overdrive, tow/haul mode and internal transmission oil cooler
- (59U) Silver Birch Metallic

Shown with Aftermarket Equipment.

EXPRESS

CHEVROLET EXPRESS VAN PRISONER TRANSPORT VEHICLE - 1LS PACKAGE

Note: This vehicle is not designed nor intended for high speed emergency vehicle operation

MODEL AVAILABILITY

CG33706 2-Wheel Drive

STANDARD EQUIPMENT SUMMARY

WARRANTY 3 years / 36,000 miles Bumper-to-Bumper
5 years / 100,000 miles Limited Powertrain; (See your local dealer for complete details)

INTERIOR FEATURES

AIR BAGS Dual Stage Driver and Front Passenger; Side Curtain Head Impact Air Bags for Front and Rear Seats
AIR CONDITIONING Front and Rear (Includes Rear Heater)
CRUISE CONTROL Electronic With Set and Resume Speed
CUPHOLDERS Three on Engine Console Cover
DEFOGGERS Side Windows
GLASS Solar-Ray, Deep Tinted; Enhanced Technology Side Glass
INSTRUMENTATION Analog Engine Temperature, Speedometer, Odometer, Fuel Level, Oil Pressure, Trip Odometer, Voltmeter, (Oil Life Monitor and Low Oil, Low Coolant, Low Fuel Warnings)
LIGHTING Three Dome Lamps, with Defeat Switch and Door-Activated Switches
POWER OUTLET Two Covered
RADIO AM/FM Stereo, Seek-and-Scan, Digital Clock and 6 Speakers
STEERING COLUMN Tilt
THEFT-DETERRENT SYSTEM PassKey III

EXTERIOR FEATURES

BUMPERS Front, Painted, Black and Rear, Painted, Black with Entry-Assist Step
DOORS Swing-Out Side, 60/40 Split on Passenger Side Only
GRILLE Molded in Black
HEADLAMPS Single Rectangular Halogen
MIRRORS Outside, LH and RH, Manual, Foldaway, Black

INTERIOR TRIM

FLOOR COVERING Vinyl Floormat, Full-Width, Embossed, Black, Over Entire Floor Area and Front Wheel Housing
SEATS Front Vinyl High-Back Buckets, Adjustable and Reclining with Bench Rear Seats in Vinyl Trim and Split 4 Passenger Last Seat

EXTERIOR TRIM

LICENSE PLATE BRACKET Front and Rear

EXPRESS

CHEVROLET EXPRESS VAN PRISONER TRANSPORT VEHICLE - 1LS PACKAGE

STANDARD EQUIPMENT SUMMARY

CHASSIS FEATURES

ALTERNATOR	145-AMP
BATTERY	Heavy-Duty, 600 CCA
BRAKES	Power-Assisted 4-Wheel Disc, with 4-Wheel Anti-Lock
ENGINE	Vortec 6000 V8
EXHAUST	Aluminized Stainless-Steel Muffler and Tailpipe
FUEL TANK CAPACITY	31 Gallon
STABILiTrak	Standard
SUSPENSION, FRONT	Independent with Coil Spring and Stabilizer Bar
SUSPENSION, REAR	Two Stage, Semi-Elliptic Multi-Leaf Springs and Full Floating Rear Axle Shafts
TIRES	LT245/75R16E All-Season, Steel-Belted Radial, Blackwall
TIRE PRESSURE MONITOR CHECK TIRE PRESSURE	
TIRE SPARE	Full-Size, Underbody-Mounted
TRANSMISSION	6-Speed Automatic Heavy Duty Electronically Controlled with Overdrive, Tow Haul Mode and Internal Transmission Oil Cooler
WHEELS	16" x 6.5" Steel

POWERTRAIN

ENGINE				TRANSMISSION		AXLE	
STANDARD	TYPE	DISPLACEMENT LITERS/CU. IN.	FUEL SYSTEM	STANDARD	TYPE	OPTION CODE	RATIO
L96	V8	6.0L	SFI	MYD	H/D 6-Speed Auto w/OD	GU6	3.42

NOTE: Emission Type Must be Ordered
FE9 - Federal YF5 - California NG1 - Northeast States

SEATS AND INTERIOR TRIM COLORS

	SEAT OPTION	CODE	Color
STANDARD Front: Vinyl Trimmed High-Back Buckets, Adjustable and Reclining Rear: Vinyl Trimmed Bench Seat	AR7	93W	Medium Dark Pewter

NOTE: Vinyl Trim Only Available in Medium Dark Pewter

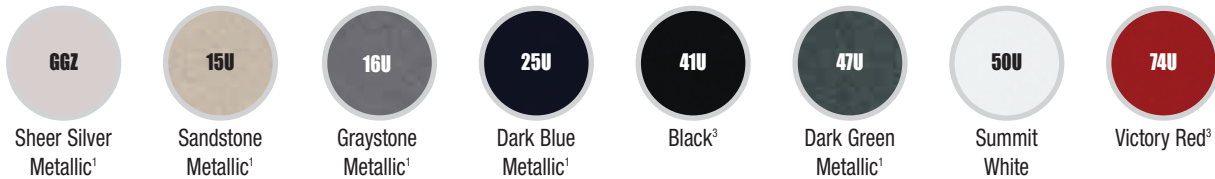
EXPRESS

CHEVROLET EXPRESS VAN PRISONER TRANSPORT VEHICLE - 1SA PACKAGE

REGULAR PRODUCTION OPTIONS

AP3	REMOTE VEHICLE STARTER SYSTEM - Includes Remote Keyless Entry, 2 Transmitters That Have a Remote Panic Button
V10	COLD CLIMATE PACKAGE - Includes Engine Block Heater
C49	DEFOGGERS - Rear Window, Requires Tinted Glass
YA2	DOORS - Rearward Sliding Side
AJ1	GLASS - Solar-Ray, Deep Tinted
TR9	LIGHTING - Reading Lamps, Underhood Lamp and Stepwell Lights on Front and Side Doors
DE5	MIRRORS - Outside, LH and RH, Remote Control Electric, Manual Foldaway with Defog Feature (Requires ZQ2)
DE7	MIRRORS - Outside, LH and RH, Remote Control Electric, Manual Foldaway with Defog Feature and Integrated Turn Signal Indicators, (*Not Available in the Following States, MD, TX, VT, VA, NJ and WA)
ZQ2	CONVENIENCE GROUP - Power Door Locks and Windows
AS5	SEATS - Front, Buckets, Deluxe, Inboard Armrest, with Custom Cloth Trim* (Bench Rear Seat with Cloth Trim)
5T5	SEATS - Front, Buckets, Deluxe, Inboard Armrest, with Custom Cloth Trim* (Bench Rear Seats with Vinyl Trim)
ZP3	SEATS - 15-Passenger Seating
U1C	SOUND SYSTEM - AM/FM Stereo, CD, Seek-and-Scan, Digital Clock and Theftlock
Z82	TRAILERING SPECIAL EQUIPMENT - Heavy-Duty, Included Platform Trailer Hitch and 7-Wire Harness

AVAILABLE EXTERIOR COLORS



















NOTE: For Special Paint See Page 59 Actual Colors May Vary

1. Additional Charge
2. Not available with B46) rear body-colored halo trim
3. Additional charge. Not available with B46) rear body-colored halo trim

EXPRESS

CHEVROLET EXPRESS VAN PRISONER TRANSPORT VEHICLE - 1SA PACKAGE SEO PAINT AVAILABLE

WA#	COLOR DESCRIPTION		CODE
5456	Yellow		
7927	Green		
7941	Green		
8867	Silver Metallic		
9015	Woodland Green		9V5
9403	Doeskin Tan		9V9
9414	Yellow		
9417	Tangier Orange		9W4
215D	Yellow		
253A	Wheatland Yellow		9W3
259L	Yellow		
451N	Blue		
478G	Yellow		
519F	Galaxy Silver Metallic		
529F	Bronzemist		
811K	Berry Red		

ACTUAL COLOR MAY VARY

- NOTE:
- All normally body-colored, non-sheet metal parts will be flat black
 - SEO paint orders that contain less than five vehicles will be delayed until five unit minimum is received for batch production

EXPRESS

CHEVROLET EXPRESS VAN - PRISONER TRANSPORT

SPECIFICATIONS

GENERAL

Model	CG33706
Drive	Rear Wheel

EXTERIOR (in/mm)

Wheelbase	155.0/3937
Overall Length	244.1/6200
Overall Width	79.4/2017
Overall Height	82.0/2083
Front Track Width	67.8/1722
Rear Track Width	67.8/1721
Turning Diameter Curb to Curb (ft.)	54.5/1384
Ground Clearance, Rear	7.7/196

FRONT COMPARTMENT (in/mm)

Head Room	40.2/1021
Shoulder Room	68.8/1748
Hip Room	65.5/1664
Leg Room	41.3/1049

2ND ROW SEATING (in/mm)

Head Room	38.5/978
Shoulder Room	68.9/1750
Hip Room	66.0/1676
Leg Room (minimum)	34.8/880

3RD ROW SEATING (in/mm)

Head Room	38.6/980
Shoulder Room	63.5/1613
Hip Room	64.4/1636
Leg Room (minimum)	37.6/955

4TH ROW SEATING (in/mm)

Head Room	38.1/968
Shoulder Room	68.3/1735
Hip Room	59.6/1514
Leg Room (minimum)	39.8/1011

5TH ROW SEATING (in/mm)

Head Room	38.1/968
Shoulder Room	62.7/1593
Hip Room	63.2/1605
Leg Room (minimum)	36.4/925

CARGO CAPACITY (cu.ft.)

12 Passenger	57.0
15 Passenger	N/A

ENGINE

Type	V8
Displacement: Liters/cu. in.	6.0/366
Horsepower/RPM	323 @ 4600
Torque LB. FT./RPM	373 @ 4400
Fuel System	SFI
Compression Ratio	9.6:1
Exhaust	Single
Minimum Recommended Fuel	87
Fuel Tank Capacity (Gallons/Liters)	31

TRANSMISSION

Automatic Electronic with Overdrive	6-Speed
-------------------------------------	---------

AXLE

Ratio - Standard	3.42
------------------	------

BRAKES

ABS Hydra-Boost	Disc/Disc
Front Size	12.8 x 1.50
Rear Size	13.0 x 1.14

TIRES

Type	All-Season
Size	LT245/75R16

WHEELS

Type	Steel
Size	16" x 6.5"

CHASSIS

Frame	Full Length Boxed Frame
Front Suspension	Independent with Coil Spring
Rear Suspension	Two-Stage Multi-Leaf Spring
Steering Type	Speed Sensitive (EVO), Variable Ratio, Integral Power
Steering Ratio (Center/Stop)	17.2:1

ALTERNATOR

Type	Standard With Rear AC	AD244
AMPs		145
AMPs @ idle		59

BATTERY

Type	Maintenance Free
BCI Group Size	78
Volts	12
AMP Hour Rating	69
Cold Cranking AMPs @ 0°F (-18°C)	600
Reserve Capacity @ 80°F (27°C)	115

VEHICLE WEIGHT (LBS./KG.)

GVWR	9600/4355
Curb	6330/2871
Payload	3270/1483

NOTE: Payload And Curb Weight Will Vary With Option Content